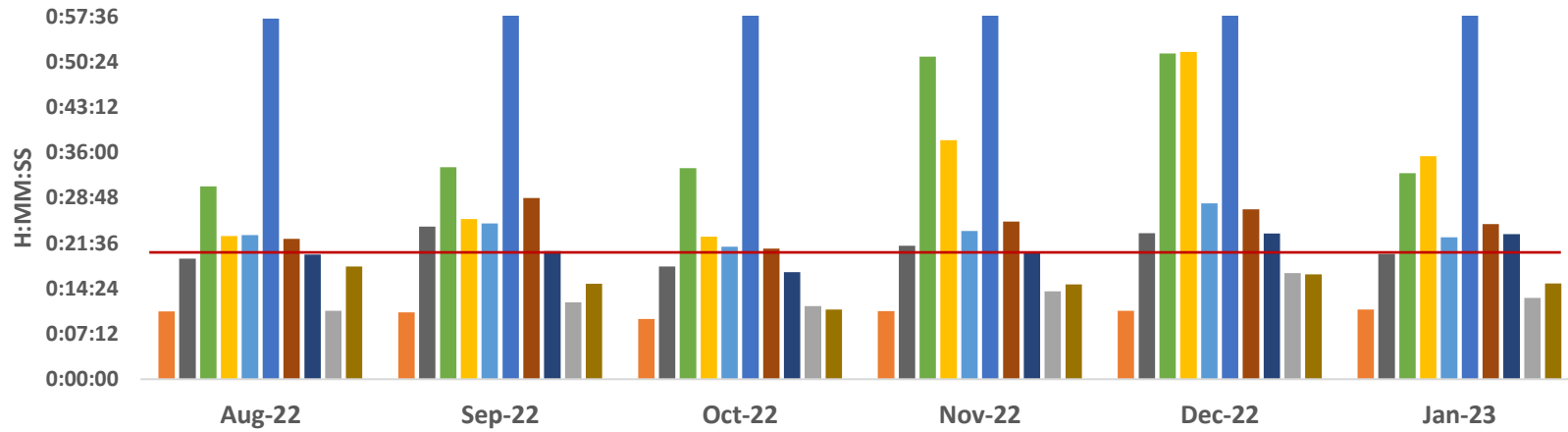


Ambulance Patient Offload Time (APOT) - 90th Percentile



	Aug-22	Sep-22	Oct-22	Nov-22	Dec-22	Jan-23
SHC	0:10:46	0:10:38	0:09:35	0:10:50	0:10:52	0:11:04
ECH	0:19:08	0:24:14	0:17:53	0:21:13	0:23:13	0:19:55
KSC	0:30:37	0:33:42	0:33:32	0:51:13	0:51:44	0:32:45
RMC	0:22:46	0:25:27	0:22:39	0:37:59	0:52:00	0:35:24
OCH	0:22:55	0:24:45	0:21:02	0:23:33	0:27:56	0:22:34
VMC	0:57:17	0:59:32	1:00:50	0:58:33	1:06:17	1:01:33
GSH	0:22:19	0:28:46	0:20:44	0:25:04	0:26:58	0:24:38
KSJ	0:19:49	0:20:22	0:17:00	0:20:10	0:23:09	0:23:04
SLH	0:10:52	0:12:12	0:11:36	0:13:58	0:16:50	0:12:56
LGH	0:17:54	0:15:10	0:11:03	0:15:03	0:16:38	0:15:14

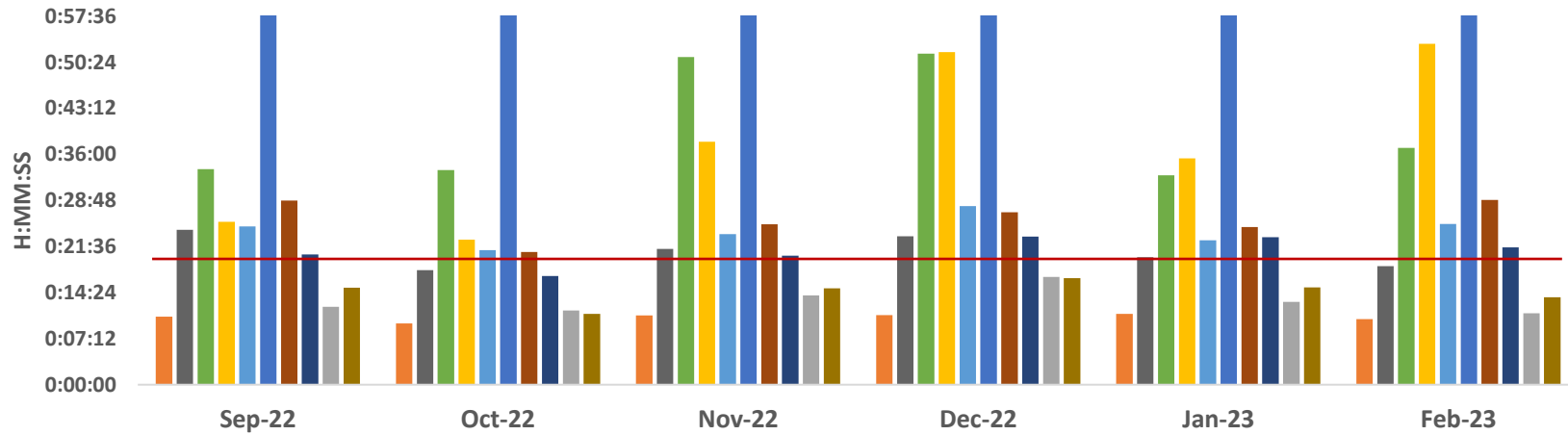
SHC ECH KSC RMC OCH VMC GSH KSJ SLH LGH

	SHC	ECH	KSC	RMC	OCH	VMC	GSH	KSJ	SLH	LGH
Aug-22	0:10:46	0:19:08	0:30:37	0:22:46	0:22:55	0:57:17	0:22:19	0:19:49	0:10:52	0:17:54
Sep-22	0:10:38	0:24:14	0:33:42	0:25:27	0:24:45	0:59:32	0:28:46	0:20:22	0:12:12	0:15:10
Oct-22	0:09:35	0:17:53	0:33:32	0:22:39	0:21:02	1:00:50	0:20:44	0:17:00	0:11:36	0:11:03
Nov-22	0:10:50	0:21:13	0:51:13	0:37:59	0:23:33	0:58:33	0:25:04	0:20:10	0:13:58	0:15:03
Dec-22	0:10:52	0:23:13	0:51:44	0:52:00	0:27:56	1:06:17	0:26:58	0:23:09	0:16:50	0:16:38
Jan-23	0:11:04	0:19:55	0:32:45	0:35:24	0:22:34	1:01:33	0:24:38	0:23:04	0:12:56	0:15:14

APOT 2 - Jan 2023

	≤ 20 minutes	21-60 minutes	61-120 minutes	121-180 minutes	>180 minutes	Total Patients
SHC	591 98.3%	10 1.7%	0 0.0%	0 0.0%	0 0.0%	601
ECH	829 91.4%	75 8.3%	3 0.3%	0 0.0%	0 0.0%	907
KSC	622 72.5%	221 25.8%	12 1.4%	0 0.0%	3 0.3%	858
RMC	1052 81.0%	171 13.2%	62 4.8%	12 0.9%	1 0.1%	1298
OCH	986 88.3%	128 11.5%	2 0.2%	1 0.1%	0 0.0%	1117
VMC	777 64.5%	301 25.0%	104 8.6%	22 1.8%	0 0.0%	1204
GSH	905 85.6%	147 13.9%	5 0.5%	0 0.0%	0 0.0%	1057
KSJ	741 86.5%	111 13.0%	5 0.6%	0 0.0%	0 0.0%	857
SLH	362 98.6%	4 1.1%	1 0.3%	0 0.0%	0 0.0%	367
LGH	181 92.8%	9 4.6%	3 1.5%	2 1.0%	0 0.0%	195
TOTAL	7046 83.3%	1177 13.9%	197 2.3%	37 0.4%	4 0.0%	8461

Ambulance Patient Offload Time (APOT) - 90th Percentile



	Sep-22	Oct-22	Nov-22	Dec-22	Jan-23	Feb-23
SHC	0:10:38	0:09:35	0:10:50	0:10:52	0:11:04	0:10:15
ECH	0:24:14	0:17:53	0:21:13	0:23:13	0:19:55	0:18:31
KSC	0:33:42	0:33:32	0:51:13	0:51:44	0:32:45	0:37:00
RMC	0:25:27	0:22:39	0:37:59	0:52:00	0:35:24	0:53:19
OCH	0:24:45	0:21:02	0:23:33	0:27:56	0:22:34	0:25:07
VMC	0:59:32	1:00:50	0:58:33	1:06:17	1:01:33	0:59:43
GSH	0:28:46	0:20:44	0:25:04	0:26:58	0:24:38	0:28:52
KSJ	0:20:22	0:17:00	0:20:10	0:23:09	0:23:04	0:21:27
SLH	0:12:12	0:11:36	0:13:58	0:16:50	0:12:56	0:11:09
LGH	0:15:10	0:11:03	0:15:03	0:16:38	0:15:14	0:13:39

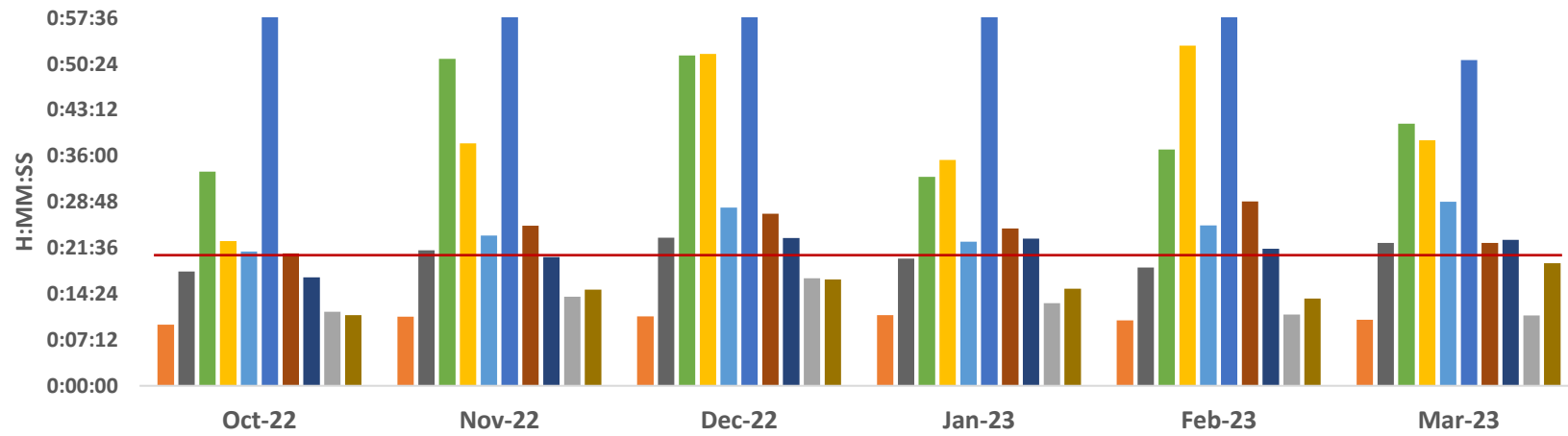
SHC ECH KSC RMC OCH VMC GSH KSJ SLH LGH

	SHC	ECH	KSC	RMC	OCH	VMC	GSH	KSJ	SLH	LGH
Sep-22	0:10:38	0:24:14	0:33:42	0:25:27	0:24:45	0:59:32	0:28:46	0:20:22	0:12:12	0:15:10
Oct-22	0:09:35	0:17:53	0:33:32	0:22:39	0:21:02	1:00:50	0:20:44	0:17:00	0:11:36	0:11:03
Nov-22	0:10:50	0:21:13	0:51:13	0:37:59	0:23:33	0:58:33	0:25:04	0:20:10	0:13:58	0:15:03
Dec-22	0:10:52	0:23:13	0:51:44	0:52:00	0:27:56	1:06:17	0:26:58	0:23:09	0:16:50	0:16:38
Jan-23	0:11:04	0:19:55	0:32:45	0:35:24	0:22:34	1:01:33	0:24:38	0:23:04	0:12:56	0:15:14
Feb-23	0:10:15	0:18:31	0:37:00	0:53:19	0:25:07	0:59:43	0:28:52	0:21:27	0:11:09	0:13:39

APOT 2 - Feb 2023

	≤ 20 minutes	21-60 minutes	61-120 minutes	121-180 minutes	>180 minutes	Total Patients
SHC	583 98.5%	9 1.5%	0 0.0%	0 0.0%	0 0.0%	592
ECH	747 93.5%	52 6.5%	0 0.0%	0 0.0%	0 0.0%	799
KSC	499 70.4%	183 25.8%	23 3.2%	1 0.1%	3 0.4%	709
RMC	846 76.0%	171 15.4%	72 6.5%	16 1.4%	8 0.7%	1113
OCH	954 86.5%	143 13.0%	5 0.5%	1 0.1%	0 0.0%	1103
VMC	704 66.1%	258 24.2%	72 6.8%	23 2.2%	8 0.8%	1065
GSH	733 79.6%	177 19.2%	11 1.2%	0 0.0%	0 0.0%	921
KSJ	663 89.5%	77 10.4%	1 0.1%	0 0.0%	0 0.0%	741
SLH	335 98.2%	6 1.8%	0 0.0%	0 0.0%	0 0.0%	341
LGH	153 92.7%	12 7.3%	0 0.0%	0 0.0%	0 0.0%	165
TOTAL	6217 82.4%	1088 14.4%	184 2.4%	41 0.5%	19 0.3%	7549

Ambulance Patient Offload Time (APOT) - 90th Percentile



	Oct-22	Nov-22	Dec-22	Jan-23	Feb-23	Mar-23
SHC	0:09:35	0:10:50	0:10:52	0:11:04	0:10:15	0:10:20
ECH	0:17:53	0:21:13	0:23:13	0:19:55	0:18:31	0:22:23
KSC	0:33:32	0:51:13	0:51:44	0:32:45	0:37:00	0:41:03
RMC	0:22:39	0:37:59	0:52:00	0:35:24	0:53:19	0:38:28
OCH	0:21:02	0:23:33	0:27:56	0:22:34	0:25:07	0:28:50
VMC	1:00:50	0:58:33	1:06:17	1:01:33	0:59:43	0:51:02
GSH	0:20:44	0:25:04	0:26:58	0:24:38	0:28:52	0:22:23
KSJ	0:17:00	0:20:10	0:23:09	0:23:04	0:21:27	0:22:51
SLH	0:11:36	0:13:58	0:16:50	0:12:56	0:11:09	0:11:00
LGH	0:11:03	0:15:03	0:16:38	0:15:14	0:13:39	0:19:13

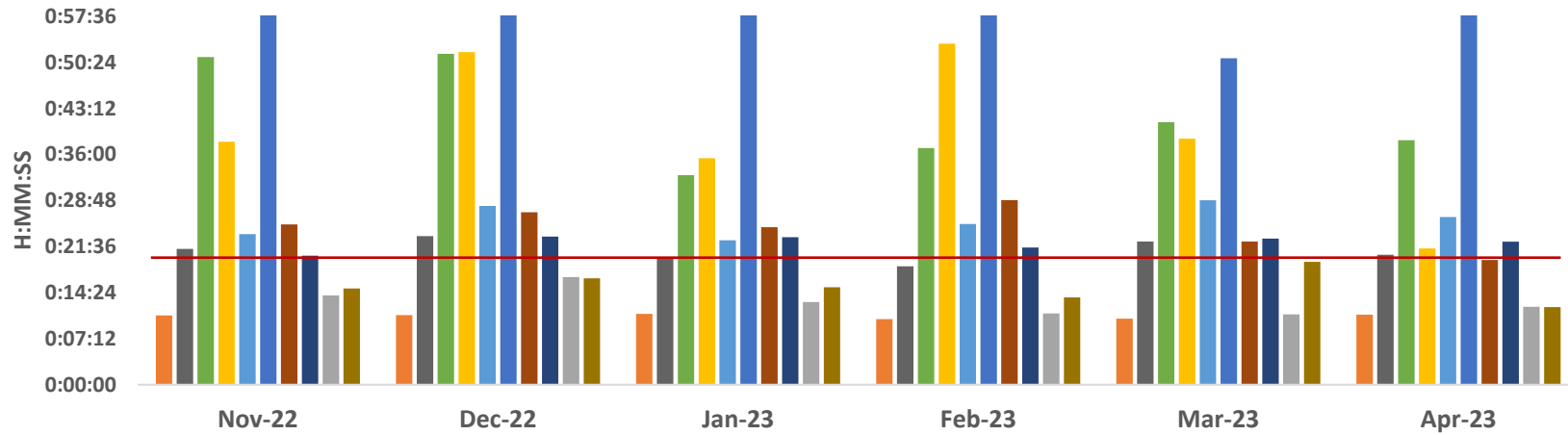
SHC ECH KSC RMC OCH VMC GSH KSJ SLH LGH

	SHC	ECH	KSC	RMC	OCH	VMC	GSH	KSJ	SLH	LGH
Oct-22	0:09:35	0:17:53	0:33:32	0:22:39	0:21:02	1:00:50	0:20:44	0:17:00	0:11:36	0:11:03
Nov-22	0:10:50	0:21:13	0:51:13	0:37:59	0:23:33	0:58:33	0:25:04	0:20:10	0:13:58	0:15:03
Dec-22	0:10:52	0:23:13	0:51:44	0:52:00	0:27:56	1:06:17	0:26:58	0:23:09	0:16:50	0:16:38
Jan-23	0:11:04	0:19:55	0:32:45	0:35:24	0:22:34	1:01:33	0:24:38	0:23:04	0:12:56	0:15:14
Feb-23	0:10:15	0:18:31	0:37:00	0:53:19	0:25:07	0:59:43	0:28:52	0:21:27	0:11:09	0:13:39
Mar-23	0:10:20	0:22:23	0:41:03	0:38:28	0:28:50	0:51:02	0:22:23	0:22:51	0:11:00	0:19:13

APOT 2 - Mar 2023

	≤ 20 minutes	21-60 minutes	61-120 minutes	121-180 minutes	>180 minutes	Total Patients
SHC	675 98.4%	10 1.5%	1 0.1%	0 0.0%	0 0.0%	686
ECH	799 88.4%	97 10.7%	7 0.8%	1 0.1%	0 0.0%	904
KSC	564 64.0%	290 32.9%	25 2.8%	2 0.2%	0 0.0%	881
RMC	946 78.8%	189 15.8%	52 4.3%	7 0.6%	6 0.5%	1200
OCH	983 82.8%	189 15.9%	14 1.2%	1 0.1%	0 0.0%	1187
VMC	848 68.9%	304 24.7%	71 5.8%	5 0.4%	3 0.2%	1231
GSH	940 88.3%	120 11.3%	4 0.4%	0 0.0%	0 0.0%	1064
KSJ	710 87.8%	96 11.9%	3 0.4%	0 0.0%	0 0.0%	809
SLH	390 98.7%	5 1.3%	0 0.0%	0 0.0%	0 0.0%	395
LGH	175 91.6%	11 5.8%	5 2.6%	0 0.0%	0 0.0%	191
TOTAL	7030 82.2%	1311 15.3%	182 2.1%	16 0.2%	9 0.1%	8548

Ambulance Patient Offload Time (APOT) - 90th Percentile



	Nov-22	Dec-22	Jan-23	Feb-23	Mar-23	Apr-23
SHC	0:10:50	0:10:52	0:11:04	0:10:15	0:10:20	0:10:57
ECH	0:21:13	0:23:13	0:19:55	0:18:31	0:22:23	0:20:19
KSC	0:51:13	0:51:44	0:32:45	0:37:00	0:41:03	0:38:13
RMC	0:37:59	0:52:00	0:35:24	0:53:19	0:38:28	0:21:18
OCH	0:23:33	0:27:56	0:22:34	0:25:07	0:28:50	0:26:13
VMC	0:58:33	1:06:17	1:01:33	0:59:43	0:51:02	1:07:15
GSH	0:25:04	0:26:58	0:24:38	0:28:52	0:22:23	0:19:30
KSJ	0:20:10	0:23:09	0:23:04	0:21:27	0:22:51	0:22:22
SLH	0:13:58	0:16:50	0:12:56	0:11:09	0:11:00	0:12:11
LGH	0:15:03	0:16:38	0:15:14	0:13:39	0:19:13	0:12:07

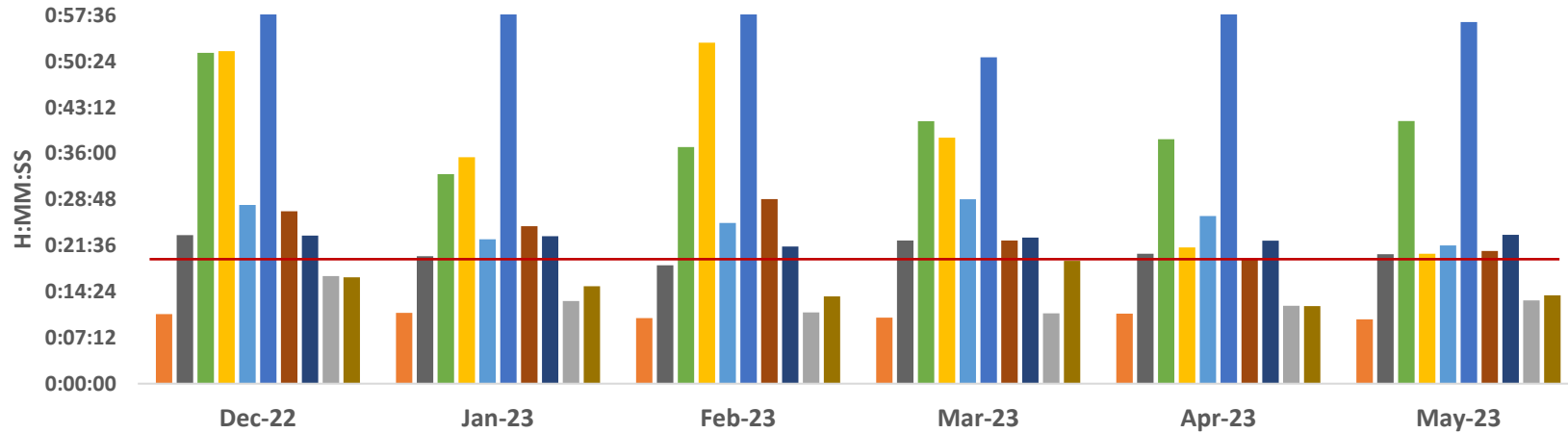
SHC ECH KSC RMC OCH VMC GSH KSJ SLH LGH

	SHC	ECH	KSC	RMC	OCH	VMC	GSH	KSJ	SLH	LGH
Nov-22	0:10:50	0:21:13	0:51:13	0:37:59	0:23:33	0:58:33	0:25:04	0:20:10	0:13:58	0:15:03
Dec-22	0:10:52	0:23:13	0:51:44	0:52:00	0:27:56	1:06:17	0:26:58	0:23:09	0:16:50	0:16:38
Jan-23	0:11:04	0:19:55	0:32:45	0:35:24	0:22:34	1:01:33	0:24:38	0:23:04	0:12:56	0:15:14
Feb-23	0:10:15	0:18:31	0:37:00	0:53:19	0:25:07	0:59:43	0:28:52	0:21:27	0:11:09	0:13:39
Mar-23	0:10:20	0:22:23	0:41:03	0:38:28	0:28:50	0:51:02	0:22:23	0:22:51	0:11:00	0:19:13
Apr-23	0:10:57	0:20:19	0:38:13	0:21:18	0:26:13	1:07:15	0:19:30	0:22:22	0:12:11	0:12:07

APOT 2 - April 2023

	≤ 20 minutes	21-60 minutes	61-120 minutes	121-180 minutes	>180 minutes	Total Patients
SHC	636 98.6%	9 1.4%	0 0.0%	0 0.0%	0 0.0%	645
ECH	788 91.2%	73 8.4%	3 0.3%	0 0.0%	0 0.0%	864
KSC	552 67.5%	242 29.6%	21 2.6%	3 0.4%	0 0.0%	818
RMC	1045 89.7%	106 9.1%	14 1.2%	0 0.0%	0 0.0%	1165
OCH	977 83.4%	187 16.0%	7 0.6%	0 0.0%	0 0.0%	1171
VMC	789 68.8%	229 20.0%	103 9.0%	18 1.6%	8 0.7%	1147
GSH	920 92.2%	78 7.8%	0 0.0%	0 0.0%	0 0.0%	998
KSJ	679 86.7%	97 12.4%	7 0.9%	0 0.0%	0 0.0%	783
SLH	355 98.6%	5 1.4%	0 0.0%	0 0.0%	0 0.0%	360
LGH	157 96.3%	5 3.1%	1 0.6%	0 0.0%	0 0.0%	163
TOTAL	6898 85.0%	1031 12.7%	156 1.9%	21 0.3%	8 0.1%	8114

Ambulance Patient Offload Time (APOT) - 90th Percentile



	Dec-22	Jan-23	Feb-23	Mar-23	Apr-23	May-23
SHC	0:10:52	0:11:04	0:10:15	0:10:20	0:10:57	0:10:04
ECH	0:23:13	0:19:55	0:18:31	0:22:23	0:20:19	0:20:15
KSC	0:51:44	0:32:45	0:37:00	0:41:03	0:38:13	0:41:04
RMC	0:52:00	0:35:24	0:53:19	0:38:28	0:21:18	0:20:19
OCH	0:27:56	0:22:34	0:25:07	0:28:50	0:26:13	0:21:37
VMC	1:06:17	1:01:33	0:59:43	0:51:02	1:07:15	0:56:32
GSH	0:26:58	0:24:38	0:28:52	0:22:23	0:19:30	0:20:45
KSJ	0:23:09	0:23:04	0:21:27	0:22:51	0:22:22	0:23:16
SLH	0:16:50	0:12:56	0:11:09	0:11:00	0:12:11	0:13:01
LGH	0:16:38	0:15:14	0:13:39	0:19:13	0:12:07	0:13:49

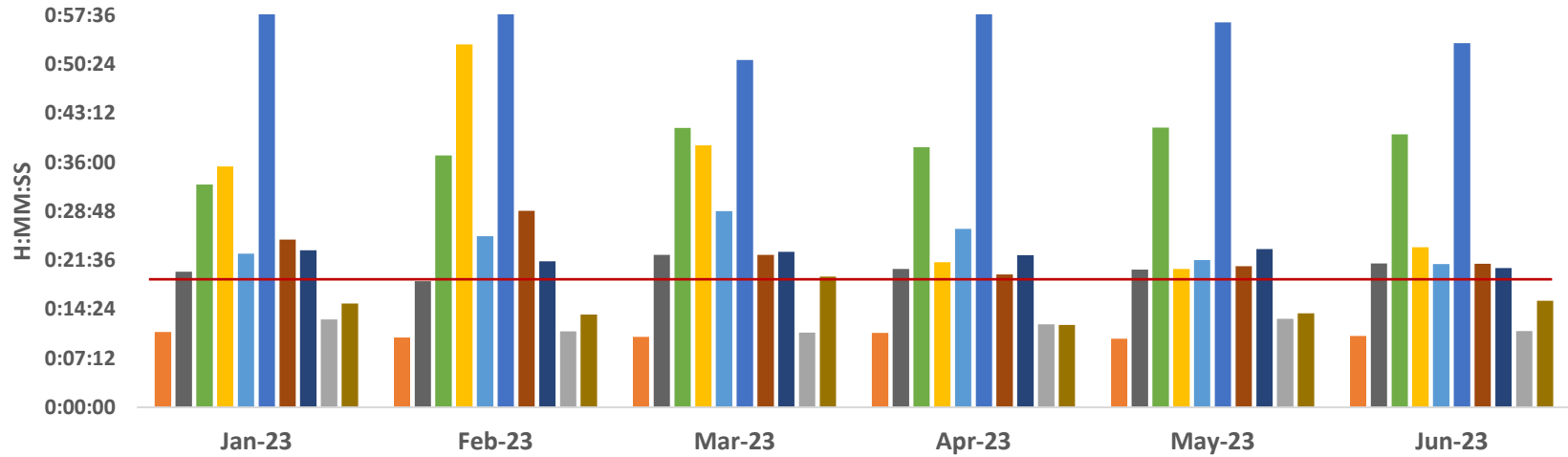
SHC ECH KSC RMC OCH VMC GSH KSJ SLH LGH

	SHC	ECH	KSC	RMC	OCH	VMC	GSH	KSJ	SLH	LGH
Dec-22	0:10:52	0:23:13	0:51:44	0:52:00	0:27:56	1:06:17	0:26:58	0:23:09	0:16:50	0:16:38
Jan-23	0:11:04	0:19:55	0:32:45	0:35:24	0:22:34	1:01:33	0:24:38	0:23:04	0:12:56	0:15:14
Feb-23	0:10:15	0:18:31	0:37:00	0:53:19	0:25:07	0:59:43	0:28:52	0:21:27	0:11:09	0:13:39
Mar-23	0:10:20	0:22:23	0:41:03	0:38:28	0:28:50	0:51:02	0:22:23	0:22:51	0:11:00	0:19:13
Apr-23	0:10:57	0:20:19	0:38:13	0:21:18	0:26:13	1:07:15	0:19:30	0:22:22	0:12:11	0:12:07
May-23	0:10:04	0:20:15	0:41:04	0:20:19	0:21:37	0:56:32	0:20:45	0:23:16	0:13:01	0:13:49

APOT 2 - May 2023

	≤ 20 minutes	21-60 minutes	61-120 minutes	121-180 minutes	>180 minutes	Total Patients
SHC	662 99.3%	5 0.7%	0 0.0%	0 0.0%	0 0.0%	667
ECH	790 90.4%	80 9.2%	3 0.3%	1 0.1%	0 0.0%	874
KSC	562 64.2%	281 32.1%	31 3.5%	2 0.2%	0 0.0%	876
RMC	1133 90.6%	104 8.3%	10 0.8%	3 0.2%	1 0.1%	1251
OCH	1143 89.4%	129 10.1%	6 0.5%	0 0.0%	0 0.0%	1278
VMC	850 70.5%	248 20.6%	95 7.9%	12 1.0%	1 0.1%	1206
GSH	948 90.4%	101 9.6%	0 0.0%	0 0.0%	0 0.0%	1049
KSJ	673 86.4%	102 13.1%	4 0.5%	0 0.0%	0 0.0%	779
SLH	400 98.0%	8 2.0%	0 0.0%	0 0.0%	0 0.0%	408
LGH	169 93.4%	10 5.5%	2 1.1%	0 0.0%	0 0.0%	181
TOTAL	7330 85.5%	1068 12.5%	151 1.8%	18 0.2%	2 0.0%	8569

Ambulance Patient Offload Time (APOT) - 90th Percentile



	Jan-23	Feb-23	Mar-23	Apr-23	May-23	Jun-23
SHC	0:11:04	0:10:15	0:10:20	0:10:57	0:10:04	0:10:29
ECH	0:19:55	0:18:31	0:22:23	0:20:19	0:20:15	0:21:07
KSC	0:32:45	0:37:00	0:41:03	0:38:13	0:41:04	0:40:07
RMC	0:35:24	0:53:19	0:38:28	0:21:18	0:20:19	0:23:30
OCH	0:22:34	0:25:07	0:28:50	0:26:13	0:21:37	0:21:03
VMC	1:01:33	0:59:43	0:51:02	1:07:15	0:56:32	0:53:29
GSH	0:24:38	0:28:52	0:22:23	0:19:30	0:20:45	0:21:05
KSJ	0:23:04	0:21:27	0:22:51	0:22:22	0:23:16	0:20:28
SLH	0:12:56	0:11:09	0:11:00	0:12:11	0:13:01	0:11:13
LGH	0:15:14	0:13:39	0:19:13	0:12:07	0:13:49	0:15:38

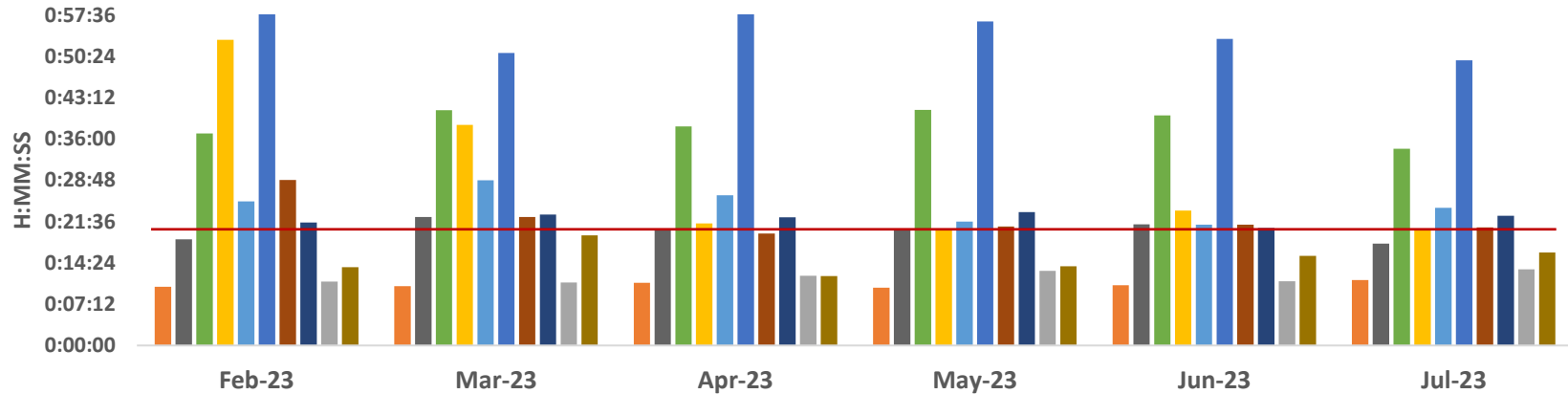
SHC ECH KSC RMC OCH VMC GSH KSJ SLH LGH

	SHC	ECH	KSC	RMC	OCH	VMC	GSH	KSJ	SLH	LGH
Jan-23	0:11:04	0:19:55	0:32:45	0:35:24	0:22:34	1:01:33	0:24:38	0:23:04	0:12:56	0:15:14
Feb-23	0:10:15	0:18:31	0:37:00	0:53:19	0:25:07	0:59:43	0:28:52	0:21:27	0:11:09	0:13:39
Mar-23	0:10:20	0:22:23	0:41:03	0:38:28	0:28:50	0:51:02	0:22:23	0:22:51	0:11:00	0:19:13
Apr-23	0:10:57	0:20:19	0:38:13	0:21:18	0:26:13	1:07:15	0:19:30	0:22:22	0:12:11	0:12:07
May-23	0:10:04	0:20:15	0:41:04	0:20:19	0:21:37	0:56:32	0:20:45	0:23:16	0:13:01	0:13:49
Jun-23	0:10:29	0:21:07	0:40:07	0:23:30	0:21:03	0:53:29	0:21:05	0:20:28	0:11:13	0:15:38

APOT 2 - Jun 2023

	≤ 20 minutes	21-60 minutes	61-120 minutes	121-180 minutes	>180 minutes	Total Patients
SHC	653 99.2%	5 0.8%	0 0.0%	0 0.0%	0 0.0%	658
ECH	725 89.7%	79 9.8%	4 0.5%	0 0.0%	0 0.0%	808
KSC	552 66.5%	241 29.0%	34 4.1%	3 0.4%	0 0.0%	830
RMC	1027 87.2%	137 11.6%	14 1.2%	0 0.0%	0 0.0%	1178
OCH	952 89.9%	104 9.8%	3 0.3%	0 0.0%	0 0.0%	1059
VMC	846 72.4%	230 19.7%	79 6.8%	13 1.1%	0 0.0%	1168
GSH	881 89.7%	100 10.2%	1 0.1%	0 0.0%	0 0.0%	982
KSJ	650 91.0%	62 8.7%	2 0.3%	0 0.0%	0 0.0%	714
SLH	390 99.5%	1 0.3%	1 0.3%	0 0.0%	0 0.0%	392
LGH	163 93.7%	10 5.7%	1 0.6%	0 0.0%	0 0.0%	174
TOTAL	6839 85.9%	969 12.2%	139 1.7%	16 0.2%	0 0.0%	7963

Ambulance Patient Offload Time (APOT) - 90th Percentile



	Feb-23	Mar-23	Apr-23	May-23	Jun-23	Jul-23
SHC	0:10:15	0:10:20	0:10:57	0:10:04	0:10:29	0:11:25
ECH	0:18:31	0:22:23	0:20:19	0:20:15	0:21:07	0:17:47
KSC	0:37:00	0:41:03	0:38:13	0:41:04	0:40:07	0:34:19
RMC	0:53:19	0:38:28	0:21:18	0:20:19	0:23:30	0:20:13
OCH	0:25:07	0:28:50	0:26:13	0:21:37	0:21:03	0:24:00
VMC	0:59:43	0:51:02	1:07:15	0:56:32	0:53:29	0:49:44
GSH	0:28:52	0:22:23	0:19:30	0:20:45	0:21:05	0:20:34
KSJ	0:21:27	0:22:51	0:22:22	0:23:16	0:20:28	0:22:36
SLH	0:11:09	0:11:00	0:12:11	0:13:01	0:11:13	0:13:16
LGH	0:13:39	0:19:13	0:12:07	0:13:49	0:15:38	0:16:12

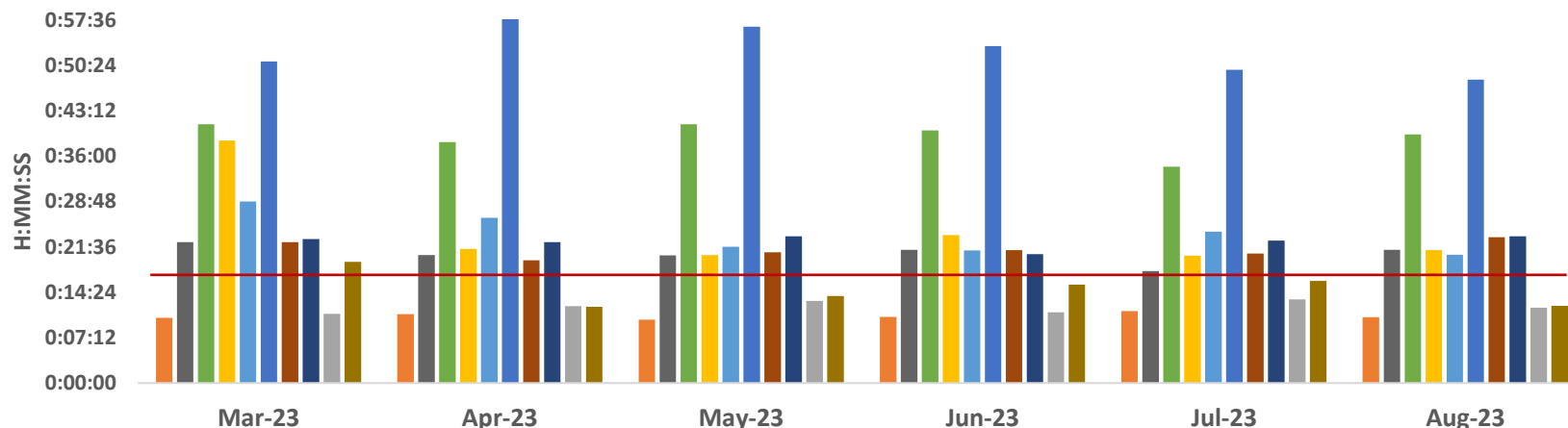
SHC ECH KSC RMC OCH VMC GSH KSJ SLH LGH

	SHC	ECH	KSC	RMC	OCH	VMC	GSH	KSJ	SLH	LGH
Feb-23	0:10:15	0:18:31	0:37:00	0:53:19	0:25:07	0:59:43	0:28:52	0:21:27	0:11:09	0:13:39
Mar-23	0:10:20	0:22:23	0:41:03	0:38:28	0:28:50	0:51:02	0:22:23	0:22:51	0:11:00	0:19:13
Apr-23	0:10:57	0:20:19	0:38:13	0:21:18	0:26:13	1:07:15	0:19:30	0:22:22	0:12:11	0:12:07
May-23	0:10:04	0:20:15	0:41:04	0:20:19	0:21:37	0:56:32	0:20:45	0:23:16	0:13:01	0:13:49
Jun-23	0:10:29	0:21:07	0:40:07	0:23:30	0:21:03	0:53:29	0:21:05	0:20:28	0:11:13	0:15:38
Jul-23	0:11:25	0:17:47	0:34:19	0:20:13	0:24:00	0:49:44	0:20:34	0:22:36	0:13:16	0:16:12

APOT 2 - Jul 2023

	≤ 20 minutes	21-60 minutes	61-120 minutes	121-180 minutes	>180 minutes	Total Patients
SHC	634 98.3%	11 1.7%	0 0.0%	0 0.0%	0 0.0%	645
ECH	813 94.4%	46 5.3%	2 0.2%	0 0.0%	0 0.0%	861
KSC	620 71.3%	238 27.4%	12 1.4%	0 0.0%	0 0.0%	870
RMC	1153 90.6%	109 8.6%	10 0.8%	1 0.1%	0 0.0%	1273
OCH	1034 87.3%	134 11.3%	16 1.4%	0 0.0%	1 0.1%	1185
VMC	898 72.9%	244 19.8%	72 5.8%	15 1.2%	2 0.2%	1231
GSH	857 90.6%	86 9.1%	3 0.3%	0 0.0%	0 0.0%	946
KSJ	712 87.5%	102 12.5%	0 0.0%	0 0.0%	0 0.0%	814
SLH	424 96.1%	17 3.9%	0 0.0%	0 0.0%	0 0.0%	441
LGH	158 91.9%	14 8.1%	0 0.0%	0 0.0%	0 0.0%	172
TOTAL	7303 86.5%	1001 11.9%	115 1.4%	16 0.2%	3 0.0%	8438

Ambulance Patient Offload Time (APOT) - 90th Percentile



	Mar-23	Apr-23	May-23	Jun-23	Jul-23	Aug-23
SHC	0:10:20	0:10:57	0:10:04	0:10:29	0:11:25	0:10:26
ECH	0:22:23	0:20:19	0:20:15	0:21:07	0:17:47	0:21:09
KSC	0:41:03	0:38:13	0:41:04	0:40:07	0:34:19	0:39:28
RMC	0:38:28	0:21:18	0:20:19	0:23:30	0:20:13	0:21:06
OCH	0:28:50	0:26:13	0:21:37	0:21:03	0:24:00	0:20:23
VMC	0:51:02	1:07:15	0:56:32	0:53:29	0:49:44	0:48:09
GSH	0:22:23	0:19:30	0:20:45	0:21:05	0:20:34	0:23:08
KSJ	0:22:51	0:22:22	0:23:16	0:20:28	0:22:36	0:23:17
SLH	0:11:00	0:12:11	0:13:01	0:11:13	0:13:16	0:11:58
LGH	0:19:13	0:12:07	0:13:49	0:15:38	0:16:12	0:12:16

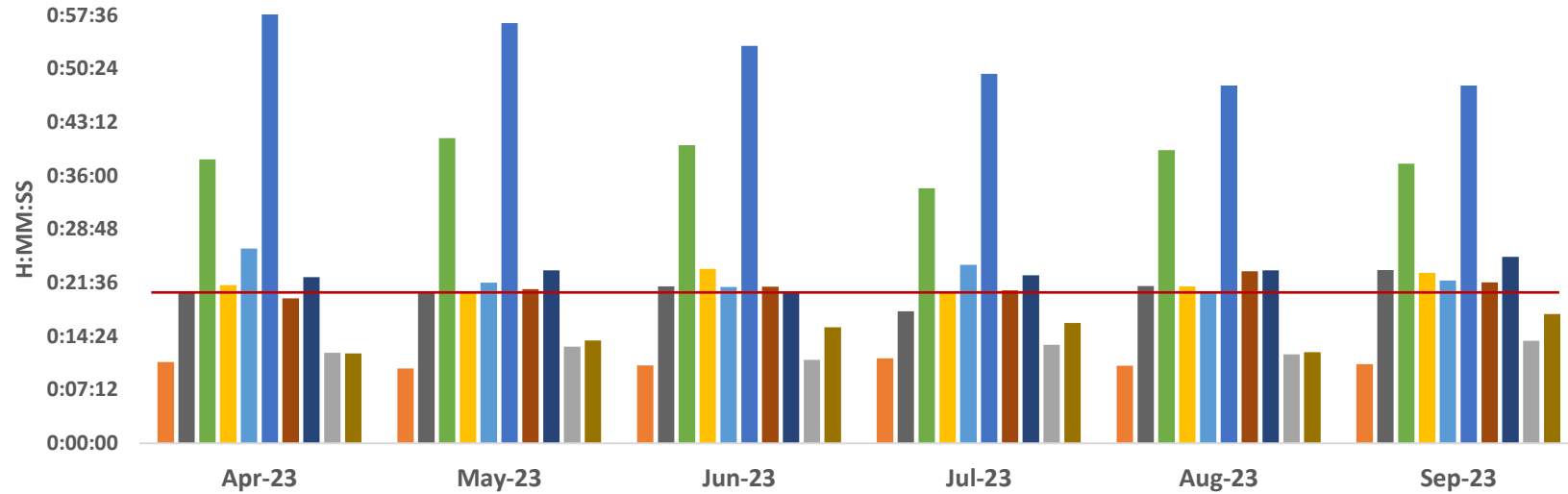
SHC ECH KSC RMC OCH VMC GSH KSJ SLH LGH

	SHC	ECH	KSC	RMC	OCH	VMC	GSH	KSJ	SLH	LGH
Mar-23	0:10:20	0:22:23	0:41:03	0:38:28	0:28:50	0:51:02	0:22:23	0:22:51	0:11:00	0:19:13
Apr-23	0:10:57	0:20:19	0:38:13	0:21:18	0:26:13	1:07:15	0:19:30	0:22:22	0:12:11	0:12:07
May-23	0:10:04	0:20:15	0:41:04	0:20:19	0:21:37	0:56:32	0:20:45	0:23:16	0:13:01	0:13:49
Jun-23	0:10:29	0:21:07	0:40:07	0:23:30	0:21:03	0:53:29	0:21:05	0:20:28	0:11:13	0:15:38
Jul-23	0:11:25	0:17:47	0:34:19	0:20:13	0:24:00	0:49:44	0:20:34	0:22:36	0:13:16	0:16:12
Aug-23	0:10:26	0:21:09	0:39:28	0:21:06	0:20:23	0:48:09	0:23:08	0:23:17	0:11:58	0:12:16

APOT 2 - Aug 2023

	≤ 20 minutes	21-60 minutes	61-120 minutes	121-180 minutes	>180 minutes	Total Patients
SHC	590 98.5%	9 1.5%	0 0.0%	0 0.0%	0 0.0%	599
ECH	840 89.7%	94 10.0%	2 0.2%	0 0.0%	0 0.0%	936
KSC	539 64.4%	266 31.8%	30 3.6%	1 0.1%	1 0.1%	837
RMC	1129 89.7%	121 9.6%	8 0.6%	0 0.0%	0 0.0%	1258
OCH	1062 90.8%	105 9.0%	2 0.2%	0 0.0%	1 0.1%	1170
VMC	888 70.4%	281 22.3%	80 6.3%	12 1.0%	0 0.0%	1261
GSH	893 87.3%	129 12.6%	1 0.1%	0 0.0%	0 0.0%	1023
KSJ	668 87.1%	97 12.6%	2 0.3%	0 0.0%	0 0.0%	767
SLH	400 99.3%	3 0.7%	0 0.0%	0 0.0%	0 0.0%	403
LGH	166 95.4%	6 3.4%	2 1.1%	0 0.0%	0 0.0%	174
TOTAL	7175 85.1%	1111 13.2%	127 1.5%	13 0.2%	2 0.0%	8428

Ambulance Patient Offload Time (APOT) - 90th Percentile



	Apr-23	May-23	Jun-23	Jul-23	Aug-23	Sep-23
SHC	0:10:57	0:10:04	0:10:29	0:11:25	0:10:26	0:10:39
ECH	0:20:19	0:20:15	0:21:07	0:17:47	0:21:09	0:23:18
KSC	0:38:13	0:41:04	0:40:07	0:34:19	0:39:28	0:37:37
RMC	0:21:18	0:20:19	0:23:30	0:20:13	0:21:06	0:22:56
OCH	0:26:13	0:21:37	0:21:03	0:24:00	0:20:23	0:21:54
VMC	1:07:15	0:56:32	0:53:29	0:49:44	0:48:09	0:48:08
GSH	0:19:30	0:20:45	0:21:05	0:20:34	0:23:08	0:21:40
KSJ	0:22:22	0:23:16	0:20:28	0:22:36	0:23:17	0:25:05
SLH	0:12:11	0:13:01	0:11:13	0:13:16	0:11:58	0:13:48
LGH	0:12:07	0:13:49	0:15:38	0:16:12	0:12:16	0:17:24

SHC ECH KSC RMC OCH VMC GSH KSJ SLH LGH

	SHC	ECH	KSC	RMC	OCH	VMC	GSH	KSJ	SLH	LGH
Apr-23	0:10:57	0:20:19	0:38:13	0:21:18	0:26:13	1:07:15	0:19:30	0:22:22	0:12:11	0:12:07
May-23	0:10:04	0:20:15	0:41:04	0:20:19	0:21:37	0:56:32	0:20:45	0:23:16	0:13:01	0:13:49
Jun-23	0:10:29	0:21:07	0:40:07	0:23:30	0:21:03	0:53:29	0:21:05	0:20:28	0:11:13	0:15:38
Jul-23	0:11:25	0:17:47	0:34:19	0:20:13	0:24:00	0:49:44	0:20:34	0:22:36	0:13:16	0:16:12
Aug-23	0:10:26	0:21:09	0:39:28	0:21:06	0:20:23	0:48:09	0:23:08	0:23:17	0:11:58	0:12:16
Sep-23	0:10:39	0:23:18	0:37:37	0:22:56	0:21:54	0:48:08	0:21:40	0:25:05	0:13:48	0:17:24

APOT 2 - Sept 2023

	≤ 20 minutes	21-60 minutes	61-120 minutes	121-180 minutes	>180 minutes	Total Patients
SHC	583 98.3%	10 1.7%	0 0.0%	0 0.0%	0 0.0%	593
ECH	810 87.8%	111 12.0%	2 0.2%	0 0.0%	0 0.0%	923
KSC	503 65.5%	247 32.2%	18 2.3%	0 0.0%	0 0.0%	768
RMC	1053 87.8%	138 11.5%	5 0.4%	2 0.2%	1 0.1%	1199
OCH	961 88.6%	121 11.2%	3 0.3%	0 0.0%	0 0.0%	1085
VMC	791 72.2%	230 21.0%	64 5.8%	9 0.8%	2 0.2%	1096
GSH	809 88.5%	103 11.3%	2 0.2%	0 0.0%	0 0.0%	914
KSJ	600 82.2%	129 17.7%	1 0.1%	0 0.0%	0 0.0%	730
SLH	414 97.9%	9 2.1%	0 0.0%	0 0.0%	0 0.0%	423
LGH	144 92.9%	10 6.5%	1 0.6%	0 0.0%	0 0.0%	155
TOTAL	6668 84.6%	1108 14.1%	96 1.2%	11 0.1%	3 0.0%	7886