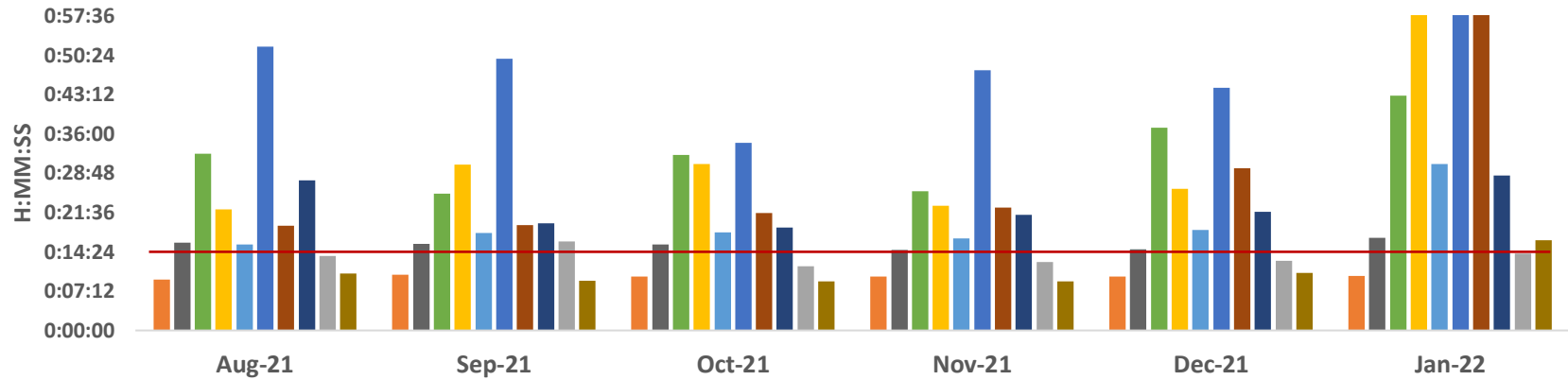


Ambulance Patient Offload Time (APOT) - 90th Percentile



	Aug-21	Sep-21	Oct-21	Nov-21	Dec-21	Jan-22
SHC	0:09:22	0:10:12	0:09:55	0:09:54	0:09:51	0:10:00
ECH	0:16:04	0:15:54	0:15:43	0:14:44	0:14:51	0:16:59
KSC	0:32:19	0:25:00	0:32:07	0:25:33	0:37:07	0:43:03
RMC	0:22:09	0:30:20	0:30:26	0:22:49	0:25:58	1:09:22
OCH	0:15:47	0:17:50	0:18:00	0:16:51	0:18:25	0:30:32
VMC	0:51:58	0:49:47	0:34:19	0:47:40	0:44:25	1:02:10
GSH	0:19:13	0:19:15	0:21:30	0:22:29	0:29:45	1:00:28
KSJ	0:27:28	0:19:39	0:18:52	0:21:11	0:21:46	0:28:21
SLH	0:13:38	0:16:19	0:11:43	0:12:35	0:12:46	0:14:05
LGH	0:10:24	0:09:08	0:08:56	0:09:00	0:10:30	0:16:33

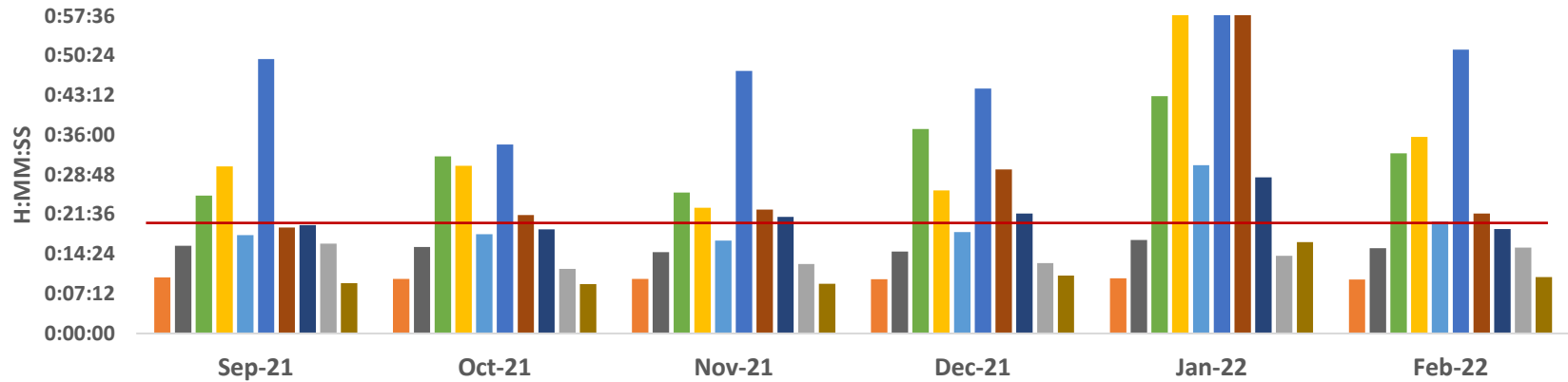
SHC ECH KSC RMC OCH VMC GSH KSJ SLH LGH

	SHC	ECH	KSC	RMC	OCH	VMC	GSH	KSJ	SLH	LGH
Aug-21	0:09:22	0:16:04	0:32:19	0:22:09	0:15:47	0:51:58	0:19:13	0:27:28	0:13:38	0:10:24
Sep-21	0:10:12	0:15:54	0:25:00	0:30:20	0:17:50	0:49:47	0:19:15	0:19:39	0:16:19	0:09:08
Oct-21	0:09:55	0:15:43	0:32:07	0:30:26	0:18:00	0:34:19	0:21:30	0:18:52	0:11:43	0:08:56
Nov-21	0:09:54	0:14:44	0:25:33	0:22:49	0:16:51	0:47:40	0:22:29	0:21:11	0:12:35	0:09:00
Dec-21	0:09:51	0:14:51	0:37:07	0:25:58	0:18:25	0:44:25	0:29:45	0:21:46	0:12:46	0:10:30
Jan-22	0:10:00	0:16:59	0:43:03	1:09:22	0:30:32	1:02:10	1:00:28	0:28:21	0:14:05	0:16:33

APOT 2 - Jan 2022

	≤ 20 minutes	21-60 minutes	61-120 minutes	121-180 minutes	>180 minutes	Total Patients
SHC	589 99.5%	3 0.5%	0 0.0%	0 0.0%	0 0.0%	592
ECH	809 93.6%	52 6.0%	1 0.1%	2 0.2%	0 0.0%	864
KSC	576 67.8%	236 27.8%	36 4.2%	2 0.2%	0 0.0%	850
RMC	850 71.0%	206 17.2%	95 7.9%	32 2.7%	15 1.3%	1198
OCH	1002 80.2%	220 17.6%	22 1.8%	4 0.3%	1 0.1%	1249
VMC	871 65.1%	330 24.7%	109 8.1%	21 1.6%	7 0.5%	1338
GSH	614 71.6%	159 18.5%	72 8.4%	11 1.3%	2 0.2%	858
KSJ	678 81.3%	146 17.5%	10 1.2%	0 0.0%	0 0.0%	834
SLH	386 96.3%	15 3.7%	0 0.0%	0 0.0%	0 0.0%	401
LGH	237 96.7%	8 3.3%	0 0.0%	0 0.0%	0 0.0%	245
TOTAL	6612 78.4%	1375 16.3%	345 4.1%	72 0.9%	25 0.3%	8429

Ambulance Patient Offload Time (APOT) - 90th Percentile



	Sep-21	Oct-21	Nov-21	Dec-21	Jan-22	Feb-22
SHC	0:10:12	0:09:55	0:09:54	0:09:51	0:10:00	0:09:46
ECH	0:15:54	0:15:43	0:14:44	0:14:51	0:16:59	0:15:28
KSC	0:25:00	0:32:07	0:25:33	0:37:07	0:43:03	0:32:43
RMC	0:30:20	0:30:26	0:22:49	0:25:58	1:09:22	0:35:40
OCH	0:17:50	0:18:00	0:16:51	0:18:25	0:30:32	0:20:21
VMC	0:49:47	0:34:19	0:47:40	0:44:25	1:02:10	0:51:29
GSH	0:19:15	0:21:30	0:22:29	0:29:45	1:00:28	0:21:45
KSJ	0:19:39	0:18:52	0:21:11	0:21:46	0:28:21	0:18:58
SLH	0:16:19	0:11:43	0:12:35	0:12:46	0:14:05	0:15:36
LGH	0:09:08	0:08:56	0:09:00	0:10:30	0:16:33	0:10:13

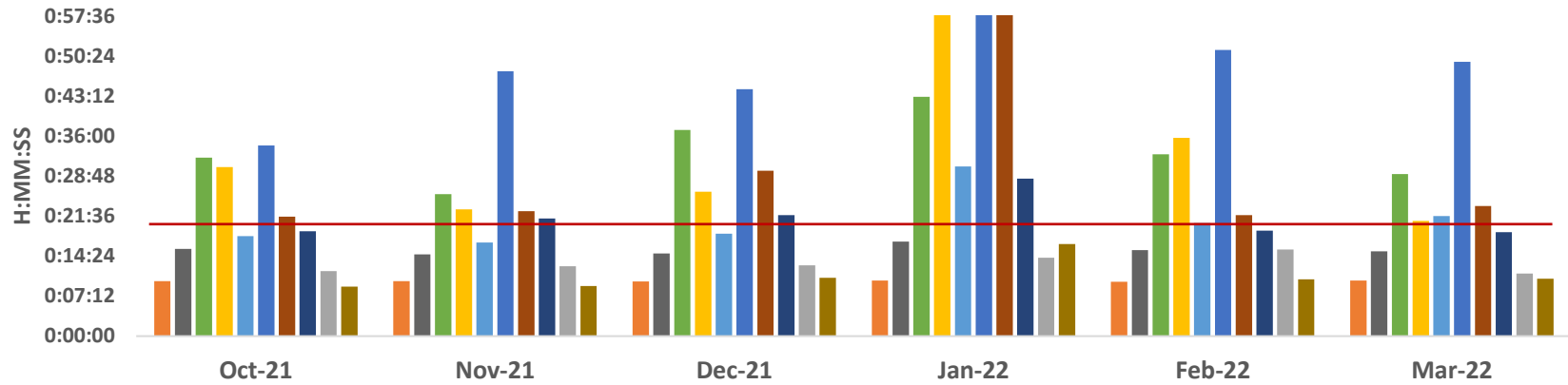
■ SHC
 ■ ECH
 ■ KSC
 ■ RMC
 ■ OCH
 ■ VMC
 ■ GSH
 ■ KSJ
 ■ SLH
 ■ LGH

	SHC	ECH	KSC	RMC	OCH	VMC	GSH	KSJ	SLH	LGH
Sep-21	0:10:12	0:15:54	0:25:00	0:30:20	0:17:50	0:49:47	0:19:15	0:19:39	0:16:19	0:09:08
Oct-21	0:09:55	0:15:43	0:32:07	0:30:26	0:18:00	0:34:19	0:21:30	0:18:52	0:11:43	0:08:56
Nov-21	0:09:54	0:14:44	0:25:33	0:22:49	0:16:51	0:47:40	0:22:29	0:21:11	0:12:35	0:09:00
Dec-21	0:09:51	0:14:51	0:37:07	0:25:58	0:18:25	0:44:25	0:29:45	0:21:46	0:12:46	0:10:30
Jan-22	0:10:00	0:16:59	0:43:03	1:09:22	0:30:32	1:02:10	1:00:28	0:28:21	0:14:05	0:16:33
Feb-22	0:09:46	0:15:28	0:32:43	0:35:40	0:20:21	0:51:29	0:21:45	0:18:58	0:15:36	0:10:13

APOT 2 - Feb 2022

	≤ 20 minutes	21-60 minutes	61-120 minutes	121-180 minutes	>180 minutes	Total Patients
SHC	530 99.8%	1 0.2%	0 0.0%	0 0.0%	0 0.0%	531
ECH	735 97.2%	21 2.8%	0 0.0%	0 0.0%	0 0.0%	756
KSC	593 76.8%	164 21.2%	15 1.9%	0 0.0%	0 0.0%	772
RMC	825 83.2%	114 11.5%	37 3.7%	11 1.1%	4 0.4%	991
OCH	886 90.3%	88 9.0%	7 0.7%	0 0.0%	0 0.0%	981
VMC	828 70.9%	251 21.5%	81 6.9%	6 0.5%	2 0.2%	1168
GSH	680 88.9%	84 11.0%	1 0.1%	0 0.0%	0 0.0%	765
KSJ	645 92.8%	49 7.1%	1 0.1%	0 0.0%	0 0.0%	695
SLH	327 97.0%	8 2.4%	2 0.6%	0 0.0%	0 0.0%	337
LGH	172 98.3%	2 1.1%	1 0.6%	0 0.0%	0 0.0%	175
TOTAL	6221 86.8%	782 10.9%	145 2.0%	17 0.2%	6 0.1%	7171

Ambulance Patient Offload Time (APOT) - 90th Percentile



	Oct-21	Nov-21	Dec-21	Jan-22	Feb-22	Mar-22
SHC	0:09:55	0:09:54	0:09:51	0:10:00	0:09:46	0:10:00
ECH	0:15:43	0:14:44	0:14:51	0:16:59	0:15:28	0:15:14
KSC	0:32:07	0:25:33	0:37:07	0:43:03	0:32:43	0:29:10
RMC	0:30:26	0:22:49	0:25:58	1:09:22	0:35:40	0:20:45
OCH	0:18:00	0:16:51	0:18:25	0:30:32	0:20:21	0:21:38
VMC	0:34:19	0:47:40	0:44:25	1:02:10	0:51:29	0:49:21
GSH	0:21:30	0:22:29	0:29:45	1:00:28	0:21:45	0:23:24
KSJ	0:18:52	0:21:11	0:21:46	0:28:21	0:18:58	0:18:44
SLH	0:11:43	0:12:35	0:12:46	0:14:05	0:15:36	0:11:17
LGH	0:08:56	0:09:00	0:10:30	0:16:33	0:10:13	0:10:20

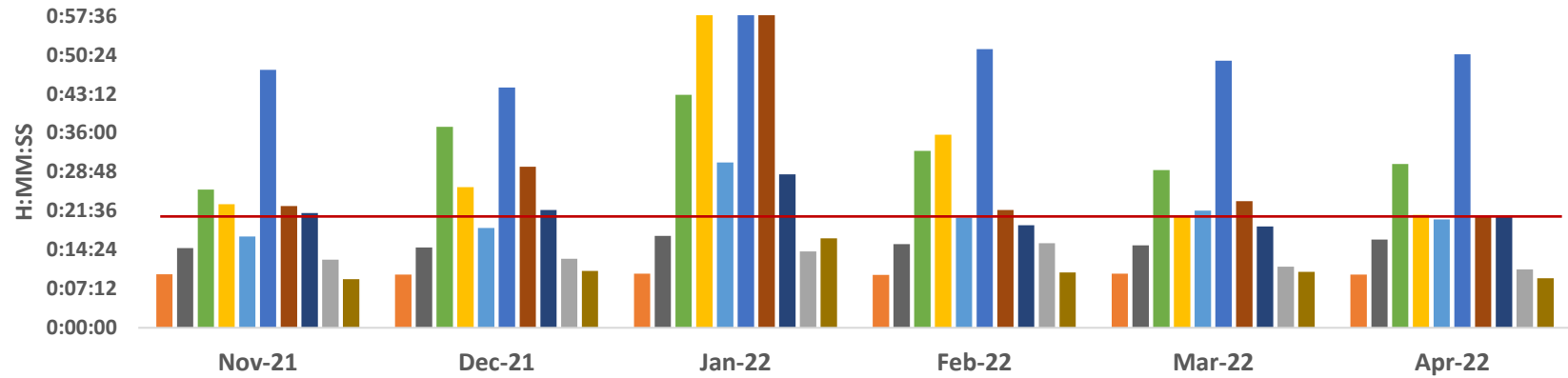
■ SHC
 ■ ECH
 ■ KSC
 ■ RMC
 ■ OCH
 ■ VMC
 ■ GSH
 ■ KSJ
 ■ SLH
 ■ LGH

	SHC	ECH	KSC	RMC	OCH	VMC	GSH	KSJ	SLH	LGH
Oct-21	0:09:55	0:15:43	0:32:07	0:30:26	0:18:00	0:34:19	0:21:30	0:18:52	0:11:43	0:08:56
Nov-21	0:09:54	0:14:44	0:25:33	0:22:49	0:16:51	0:47:40	0:22:29	0:21:11	0:12:35	0:09:00
Dec-21	0:09:51	0:14:51	0:37:07	0:25:58	0:18:25	0:44:25	0:29:45	0:21:46	0:12:46	0:10:30
Jan-22	0:10:00	0:16:59	0:43:03	1:09:22	0:30:32	1:02:10	1:00:28	0:28:21	0:14:05	0:16:33
Feb-22	0:09:46	0:15:28	0:32:43	0:35:40	0:20:21	0:51:29	0:21:45	0:18:58	0:15:36	0:10:13
Mar-22	0:10:00	0:15:14	0:29:10	0:20:45	0:21:38	0:49:21	0:23:24	0:18:44	0:11:17	0:10:20

APOT 2 - Mar 2022

	≤ 20 minutes	21-60 minutes	61-120 minutes	121-180 minutes	>180 minutes	Total Patients
SHC	513 99.6%	2 0.4%	0 0.0%	0 0.0%	0 0.0%	515
ECH	828 96.3%	32 3.7%	0 0.0%	0 0.0%	0 0.0%	860
KSC	684 80.2%	159 18.6%	9 1.1%	1 0.1%	0 0.0%	853
RMC	1073 90.2%	99 8.3%	17 1.4%	0 0.0%	0 0.0%	1189
OCH	846 89.8%	88 9.3%	8 0.8%	0 0.0%	0 0.0%	942
VMC	979 73.4%	262 19.7%	79 5.9%	12 0.9%	1 0.1%	1333
GSH	750 86.5%	114 13.1%	3 0.3%	0 0.0%	0 0.0%	867
KSJ	699 92.8%	53 7.0%	1 0.1%	0 0.0%	0 0.0%	753
SLH	358 98.9%	4 1.1%	0 0.0%	0 0.0%	0 0.0%	362
LGH	181 97.3%	4 2.2%	1 0.5%	0 0.0%	0 0.0%	186
TOTAL	6911 87.9%	817 10.4%	118 1.5%	13 0.2%	1 0.0%	7860

Ambulance Patient Offload Time (APOT) - 90th Percentile



	Nov-21	Dec-21	Jan-22	Feb-22	Mar-22	Apr-22
SHC	0:09:54	0:09:51	0:10:00	0:09:46	0:10:00	0:09:49
ECH	0:14:44	0:14:51	0:16:59	0:15:28	0:15:14	0:16:18
KSC	0:25:33	0:37:07	0:43:03	0:32:43	0:29:10	0:30:15
RMC	0:22:49	0:25:58	1:09:22	0:35:40	0:20:45	0:20:52
OCH	0:16:51	0:18:25	0:30:32	0:20:21	0:21:38	0:20:01
VMC	0:47:40	0:44:25	1:02:10	0:51:29	0:49:21	0:50:33
GSH	0:22:29	0:29:45	1:00:28	0:21:45	0:23:24	0:20:35
KSJ	0:21:11	0:21:46	0:28:21	0:18:58	0:18:44	0:20:39
SLH	0:12:35	0:12:46	0:14:05	0:15:36	0:11:17	0:10:46
LGH	0:09:00	0:10:30	0:16:33	0:10:13	0:10:20	0:09:10

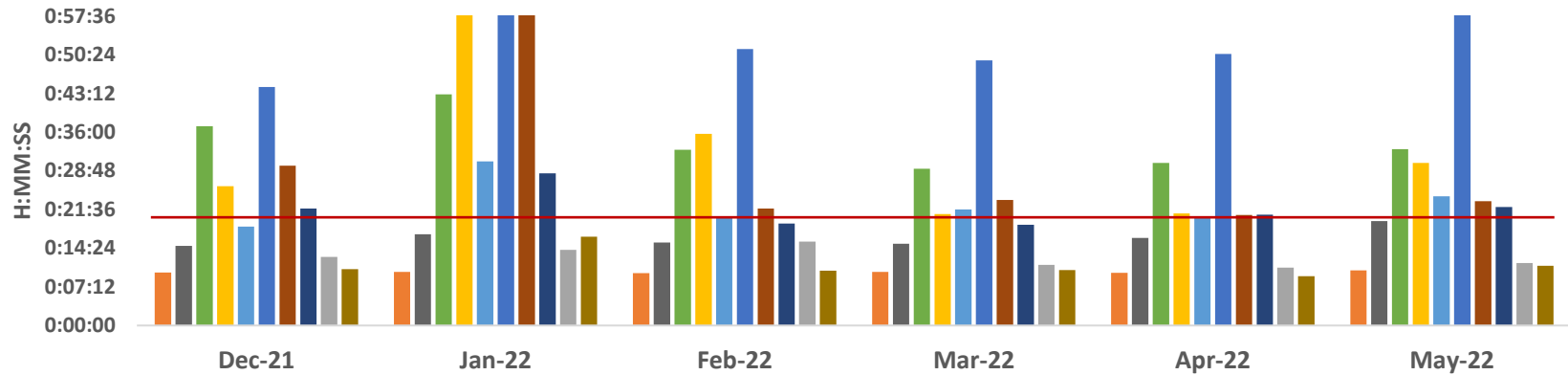
■ SHC
 ■ ECH
 ■ KSC
 ■ RMC
 ■ OCH
 ■ VMC
 ■ GSH
 ■ KSJ
 ■ SLH
 ■ LGH

	SHC	ECH	KSC	RMC	OCH	VMC	GSH	KSJ	SLH	LGH
Nov-21	0:09:54	0:14:44	0:25:33	0:22:49	0:16:51	0:47:40	0:22:29	0:21:11	0:12:35	0:09:00
Dec-21	0:09:51	0:14:51	0:37:07	0:25:58	0:18:25	0:44:25	0:29:45	0:21:46	0:12:46	0:10:30
Jan-22	0:10:00	0:16:59	0:43:03	1:09:22	0:30:32	1:02:10	1:00:28	0:28:21	0:14:05	0:16:33
Feb-22	0:09:46	0:15:28	0:32:43	0:35:40	0:20:21	0:51:29	0:21:45	0:18:58	0:15:36	0:10:13
Mar-22	0:10:00	0:15:14	0:29:10	0:20:45	0:21:38	0:49:21	0:23:24	0:18:44	0:11:17	0:10:20
Apr-22	0:09:49	0:16:18	0:30:15	0:20:52	0:20:01	0:50:33	0:20:35	0:20:39	0:10:46	0:09:10

APOT 2 - Apr 2022

	≤ 20 minutes	21-60 minutes	61-120 minutes	121-180 minutes	>180 minutes	Total Patients
SHC	574 99.7%	1 0.2%	1 0.2%	0 0.0%	0 0.0%	576
ECH	769 96.0%	32 4.0%	0 0.0%	0 0.0%	0 0.0%	801
KSC	613 80.3%	144 18.9%	6 0.8%	0 0.0%	0 0.0%	763
RMC	1107 90.2%	106 8.6%	12 1.0%	2 0.2%	0 0.0%	1227
OCH	920 91.1%	89 8.8%	1 0.1%	0 0.0%	0 0.0%	1010
VMC	903 73.9%	241 19.7%	70 5.7%	7 0.6%	1 0.1%	1222
GSH	778 90.8%	77 9.0%	2 0.2%	0 0.0%	0 0.0%	857
KSJ	643 90.3%	62 8.7%	6 0.8%	1 0.1%	0 0.0%	712
SLH	353 100.0%	0 0.0%	0 0.0%	0 0.0%	0 0.0%	353
LGH	158 98.8%	2 1.3%	0 0.0%	0 0.0%	0 0.0%	160
TOTAL	6818 88.8%	754 9.8%	98 1.3%	10 0.1%	1 0.0%	7681

Ambulance Patient Offload Time (APOT) - 90th Percentile



	Dec-21	Jan-22	Feb-22	Mar-22	Apr-22	May-22
SHC	0:09:51	0:10:00	0:09:46	0:10:00	0:09:49	0:10:16
ECH	0:14:51	0:16:59	0:15:28	0:15:14	0:16:18	0:19:25
KSC	0:37:07	0:43:03	0:32:43	0:29:10	0:30:15	0:32:50
RMC	0:25:58	1:09:22	0:35:40	0:20:45	0:20:52	0:30:16
OCH	0:18:25	0:30:32	0:20:21	0:21:38	0:20:01	0:24:04
VMC	0:44:25	1:02:10	0:51:29	0:49:21	0:50:33	1:01:51
GSH	0:29:45	1:00:28	0:21:45	0:23:24	0:20:35	0:23:10
KSJ	0:21:46	0:28:21	0:18:58	0:18:44	0:20:39	0:22:04
SLH	0:12:46	0:14:05	0:15:36	0:11:17	0:10:46	0:11:38
LGH	0:10:30	0:16:33	0:10:13	0:10:20	0:09:10	0:11:08

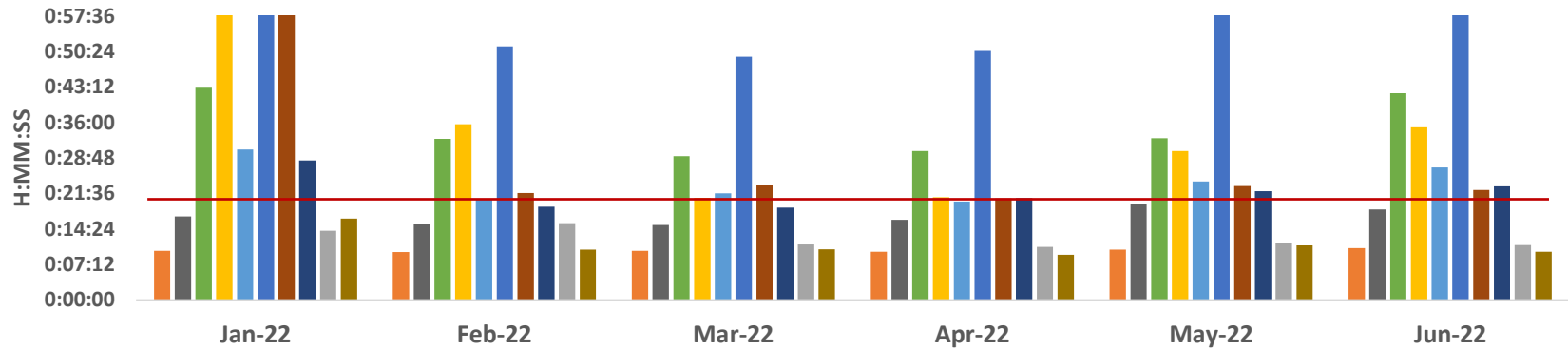
SHC ECH KSC RMC OCH VMC GSH KSJ SLH LGH

	SHC	ECH	KSC	RMC	OCH	VMC	GSH	KSJ	SLH	LGH
Dec-21	0:09:51	0:14:51	0:37:07	0:25:58	0:18:25	0:44:25	0:29:45	0:21:46	0:12:46	0:10:30
Jan-22	0:10:00	0:16:59	0:43:03	1:09:22	0:30:32	1:02:10	1:00:28	0:28:21	0:14:05	0:16:33
Feb-22	0:09:46	0:15:28	0:32:43	0:35:40	0:20:21	0:51:29	0:21:45	0:18:58	0:15:36	0:10:13
Mar-22	0:10:00	0:15:14	0:29:10	0:20:45	0:21:38	0:49:21	0:23:24	0:18:44	0:11:17	0:10:20
Apr-22	0:09:49	0:16:18	0:30:15	0:20:52	0:20:01	0:50:33	0:20:35	0:20:39	0:10:46	0:09:10
May-22	0:10:16	0:19:25	0:32:50	0:30:16	0:24:04	1:01:51	0:23:10	0:22:04	0:11:38	0:11:08

APOT 2 - May 2022

	≤ 20 minutes	21-60 minutes	61-120 minutes	121-180 minutes	>180 minutes	Total Patients
SHC	610 99.5%	3 0.5%	0 0.0%	0 0.0%	0 0.0%	613
ECH	828 92.2%	69 7.7%	1 0.1%	0 0.0%	0 0.0%	898
KSC	629 72.7%	219 25.3%	17 2.0%	0 0.0%	0 0.0%	865
RMC	1045 84.4%	141 11.4%	35 2.8%	17 1.4%	0 0.0%	1238
OCH	991 86.8%	141 12.3%	7 0.6%	3 0.3%	0 0.0%	1142
VMC	959 70.9%	257 19.0%	108 8.0%	25 1.8%	4 0.3%	1353
GSH	852 88.1%	66 6.8%	39 4.0%	10 1.0%	0 0.0%	967
KSJ	640 89.0%	79 11.0%	0 0.0%	0 0.0%	0 0.0%	719
SLH	416 99.3%	3 0.7%	0 0.0%	0 0.0%	0 0.0%	419
LGH	190 98.4%	3 1.6%	0 0.0%	0 0.0%	0 0.0%	193
TOTAL	7160 85.2%	981 11.7%	207 2.5%	55 0.7%	4 0.0%	8407

Ambulance Patient Offload Time (APOT) - 90th Percentile



	Jan-22	Feb-22	Mar-22	Apr-22	May-22	Jun-22
SHC	0:10:00	0:09:46	0:10:00	0:09:49	0:10:16	0:10:34
ECH	0:16:59	0:15:28	0:15:14	0:16:18	0:19:25	0:18:25
KSC	0:43:03	0:32:43	0:29:10	0:30:15	0:32:50	0:41:58
RMC	1:09:22	0:35:40	0:20:45	0:20:52	0:30:16	0:35:04
OCH	0:30:32	0:20:21	0:21:38	0:20:01	0:24:04	0:26:55
VMC	1:02:10	0:51:29	0:49:21	0:50:33	1:01:51	1:07:25
GSH	1:00:28	0:21:45	0:23:24	0:20:35	0:23:10	0:22:22
KSJ	0:28:21	0:18:58	0:18:44	0:20:39	0:22:04	0:23:05
SLH	0:14:05	0:15:36	0:11:17	0:10:46	0:11:38	0:11:11
LGH	0:16:33	0:10:13	0:10:20	0:09:10	0:11:08	0:09:49

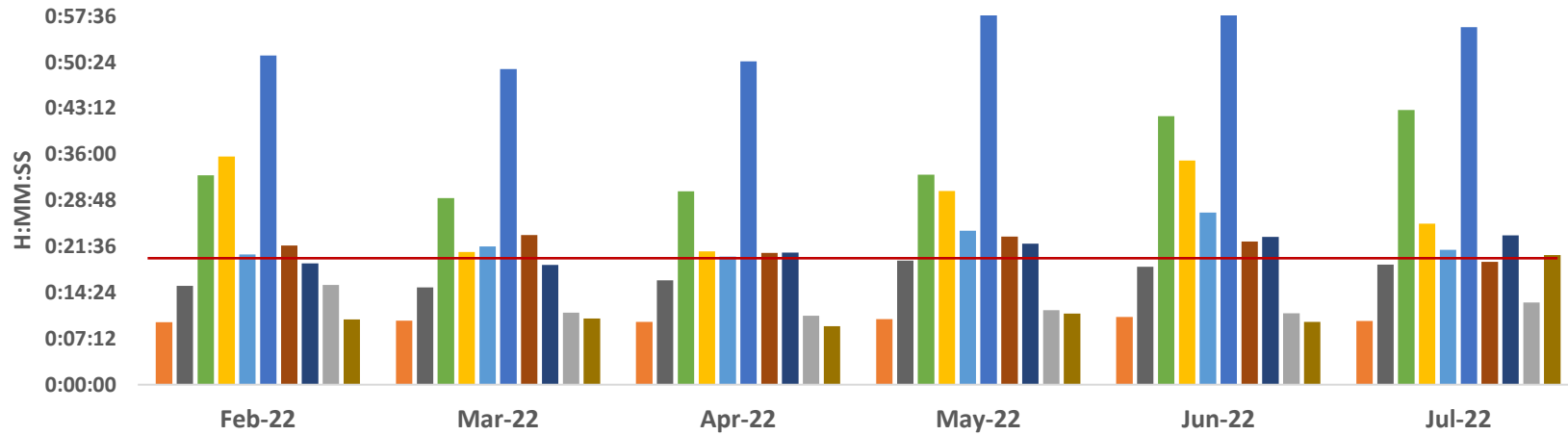
SHC ECH KSC RMC OCH VMC GSH KSJ SLH LGH

	SHC	ECH	KSC	RMC	OCH	VMC	GSH	KSJ	SLH	LGH
Jan-22	0:10:00	0:16:59	0:43:03	1:09:22	0:30:32	1:02:10	1:00:28	0:28:21	0:14:05	0:16:33
Feb-22	0:09:46	0:15:28	0:32:43	0:35:40	0:20:21	0:51:29	0:21:45	0:18:58	0:15:36	0:10:13
Mar-22	0:10:00	0:15:14	0:29:10	0:20:45	0:21:38	0:49:21	0:23:24	0:18:44	0:11:17	0:10:20
Apr-22	0:09:49	0:16:18	0:30:15	0:20:52	0:20:01	0:50:33	0:20:35	0:20:39	0:10:46	0:09:10
May-22	0:10:16	0:19:25	0:32:50	0:30:16	0:24:04	1:01:51	0:23:10	0:22:04	0:11:38	0:11:08
Jun-22	0:10:34	0:18:25	0:41:58	0:35:04	0:26:55	1:07:25	0:22:22	0:23:05	0:11:11	0:09:49

APOT 2 - June 2022

	≤ 20 minutes	21-60 minutes	61-120 minutes	121-180 minutes	>180 minutes	Total Patients
SHC	569 99.6%	2 0.4%	0 0.0%	0 0.0%	0 0.0%	571
ECH	835 93.7%	55 6.2%	1 0.1%	0 0.0%	0 0.0%	891
KSC	569 66.1%	251 29.2%	38 4.4%	3 0.3%	0 0.0%	861
RMC	982 82.5%	156 13.1%	37 3.1%	13 1.1%	3 0.3%	1191
OCH	912 82.8%	170 15.4%	15 1.4%	5 0.5%	0 0.0%	1102
VMC	823 66.9%	266 21.6%	112 9.1%	27 2.2%	3 0.2%	1231
GSH	822 88.5%	102 11.0%	5 0.5%	0 0.0%	0 0.0%	929
KSJ	656 87.5%	91 12.1%	3 0.4%	0 0.0%	0 0.0%	750
SLH	392 98.5%	6 1.5%	0 0.0%	0 0.0%	0 0.0%	398
LGH	187 94.4%	10 5.1%	1 0.5%	0 0.0%	0 0.0%	198
TOTAL	6747 83.1%	1109 13.7%	212 2.6%	48 0.6%	6 0.1%	8122

Ambulance Patient Offload Time (APOT) - 90th Percentile



	Feb-22	Mar-22	Apr-22	May-22	Jun-22	Jul-22
SHC	0:09:46	0:10:00	0:09:49	0:10:16	0:10:34	0:09:58
ECH	0:15:28	0:15:14	0:16:18	0:19:25	0:18:25	0:18:47
KSC	0:32:43	0:29:10	0:30:15	0:32:50	0:41:58	0:42:58
RMC	0:35:40	0:20:45	0:20:52	0:30:16	0:35:04	0:25:10
OCH	0:20:21	0:21:38	0:20:01	0:24:04	0:26:55	0:21:06
VMC	0:51:29	0:49:21	0:50:33	1:01:51	1:07:25	0:55:55
GSH	0:21:45	0:23:24	0:20:35	0:23:10	0:22:22	0:19:12
KSJ	0:18:58	0:18:44	0:20:39	0:22:04	0:23:05	0:23:22
SLH	0:15:36	0:11:17	0:10:46	0:11:38	0:11:11	0:12:51
LGH	0:10:13	0:10:20	0:09:10	0:11:08	0:09:49	0:20:17

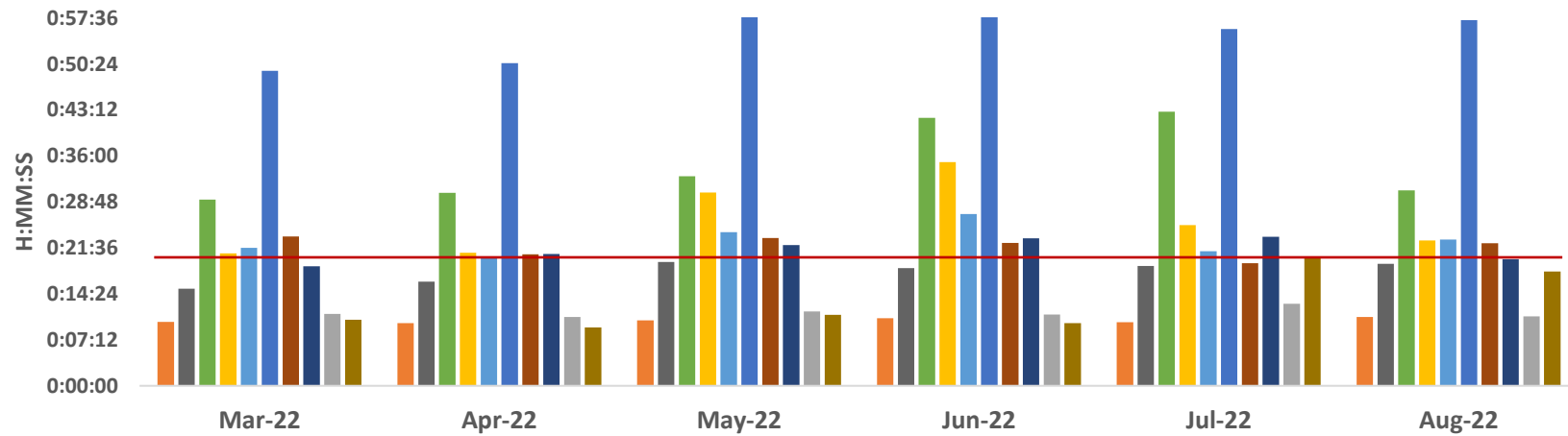
SHC ECH KSC RMC OCH VMC GSH KSJ SLH LGH

	SHC	ECH	KSC	RMC	OCH	VMC	GSH	KSJ	SLH	LGH
Feb-22	0:09:46	0:15:28	0:32:43	0:35:40	0:20:21	0:51:29	0:21:45	0:18:58	0:15:36	0:10:13
Mar-22	0:10:00	0:15:14	0:29:10	0:20:45	0:21:38	0:49:21	0:23:24	0:18:44	0:11:17	0:10:20
Apr-22	0:09:49	0:16:18	0:30:15	0:20:52	0:20:01	0:50:33	0:20:35	0:20:39	0:10:46	0:09:10
May-22	0:10:16	0:19:25	0:32:50	0:30:16	0:24:04	1:01:51	0:23:10	0:22:04	0:11:38	0:11:08
Jun-22	0:10:34	0:18:25	0:41:58	0:35:04	0:26:55	1:07:25	0:22:22	0:23:05	0:11:11	0:09:49
Jul-22	0:09:58	0:18:47	0:42:58	0:25:10	0:21:06	0:55:55	0:19:12	0:23:22	0:12:51	0:20:17

APOT 2 - July 2022

	≤ 20 minutes	21-60 minutes	61-120 minutes	121-180 minutes	>180 minutes	Total Patients
SHC	666 98.4%	11 1.6%	0 0.0%	0 0.0%	0 0.0%	677
ECH	797 92.1%	65 7.5%	3 0.3%	0 0.0%	0 0.0%	865
KSC	602 69.1%	225 25.8%	42 4.8%	1 0.1%	1 0.1%	871
RMC	1073 86.3%	141 11.3%	22 1.8%	8 0.6%	0 0.0%	1244
OCH	1005 89.8%	112 10.0%	2 0.2%	0 0.0%	0 0.0%	1119
VMC	927 71.6%	252 19.5%	92 7.1%	21 1.6%	2 0.2%	1294
GSH	858 91.9%	71 7.6%	4 0.4%	1 0.1%	0 0.0%	934
KSJ	671 87.1%	94 12.2%	5 0.6%	0 0.0%	0 0.0%	770
SLH	430 97.3%	11 2.5%	1 0.2%	0 0.0%	0 0.0%	442
LGH	180 90.5%	17 8.5%	1 0.5%	1 0.5%	0 0.0%	199
TOTAL	7209 85.7%	999 11.9%	172 2.0%	32 0.4%	3 0.0%	8415

Ambulance Patient Offload Time (APOT) - 90th Percentile



	Mar-22	Apr-22	May-22	Jun-22	Jul-22	Aug-22
SHC	0:10:00	0:09:49	0:10:16	0:10:34	0:09:58	0:10:46
ECH	0:15:14	0:16:18	0:19:25	0:18:25	0:18:47	0:19:08
KSC	0:29:10	0:30:15	0:32:50	0:41:58	0:42:58	0:30:37
RMC	0:20:45	0:20:52	0:30:16	0:35:04	0:25:10	0:22:46
OCH	0:21:38	0:20:01	0:24:04	0:26:55	0:21:06	0:22:55
VMC	0:49:21	0:50:33	1:01:51	1:07:25	0:55:55	0:57:17
GSH	0:23:24	0:20:35	0:23:10	0:22:22	0:19:12	0:22:19
KSJ	0:18:44	0:20:39	0:22:04	0:23:05	0:23:22	0:19:49
SLH	0:11:17	0:10:46	0:11:38	0:11:11	0:12:51	0:10:52
LGH	0:10:20	0:09:10	0:11:08	0:09:49	0:20:17	0:17:54

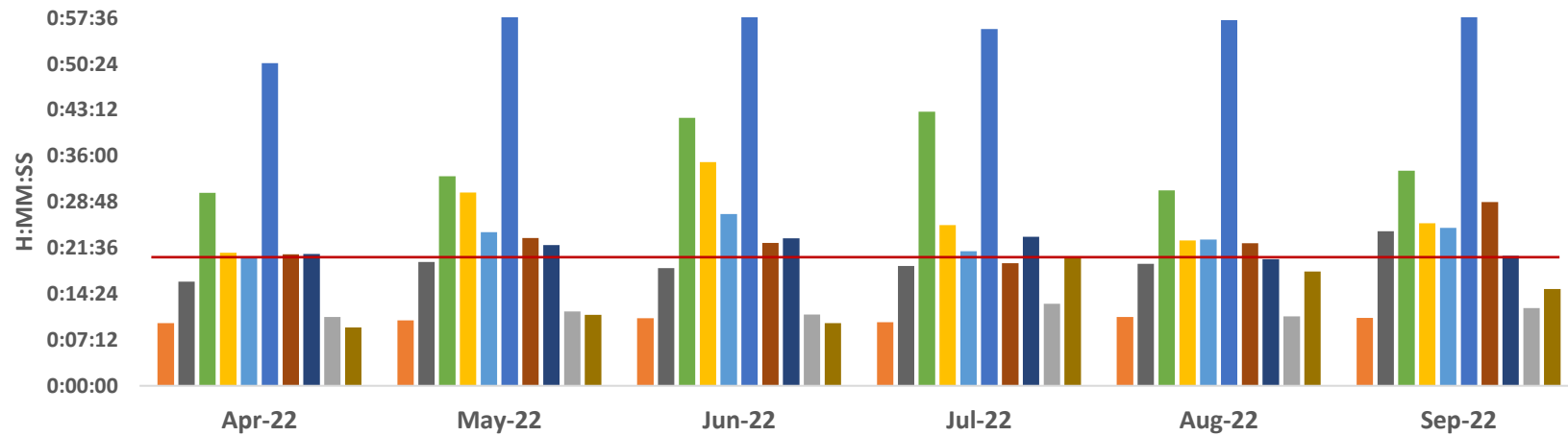
SHC ECH KSC RMC OCH VMC GSH KSJ SLH LGH

	SHC	ECH	KSC	RMC	OCH	VMC	GSH	KSJ	SLH	LGH
Mar-22	0:10:00	0:15:14	0:29:10	0:20:45	0:21:38	0:49:21	0:23:24	0:18:44	0:11:17	0:10:20
Apr-22	0:09:49	0:16:18	0:30:15	0:20:52	0:20:01	0:50:33	0:20:35	0:20:39	0:10:46	0:09:10
May-22	0:10:16	0:19:25	0:32:50	0:30:16	0:24:04	1:01:51	0:23:10	0:22:04	0:11:38	0:11:08
Jun-22	0:10:34	0:18:25	0:41:58	0:35:04	0:26:55	1:07:25	0:22:22	0:23:05	0:11:11	0:09:49
Jul-22	0:09:58	0:18:47	0:42:58	0:25:10	0:21:06	0:55:55	0:19:12	0:23:22	0:12:51	0:20:17
Aug-22	0:10:46	0:19:08	0:30:37	0:22:46	0:22:55	0:57:17	0:22:19	0:19:49	0:10:52	0:17:54

APOT 2 - Aug 2022

	≤ 20 minutes	21-60 minutes	61-120 minutes	121-180 minutes	>180 minutes	Total Patients
SHC	591 99.5%	3 0.5%	0 0.0%	0 0.0%	0 0.0%	594
ECH	838 91.9%	66 7.2%	8 0.9%	0 0.0%	0 0.0%	912
KSC	694 75.7%	212 23.1%	10 1.1%	1 0.1%	0 0.0%	917
RMC	1058 89.0%	108 9.1%	19 1.6%	3 0.3%	1 0.1%	1189
OCH	1009 88.0%	132 11.5%	5 0.4%	1 0.1%	0 0.0%	1147
VMC	918 68.3%	308 22.9%	101 7.5%	16 1.2%	1 0.1%	1344
GSH	843 88.1%	105 11.0%	9 0.9%	0 0.0%	0 0.0%	957
KSJ	718 91.0%	71 9.0%	0 0.0%	0 0.0%	0 0.0%	789
SLH	419 100.0%	0 0.0%	0 0.0%	0 0.0%	0 0.0%	419
LGH	167 92.3%	10 5.5%	3 1.7%	1 0.6%	0 0.0%	181
TOTAL	7255 85.9%	1015 12.0%	155 1.8%	22 0.3%	2 0.0%	8449

Ambulance Patient Offload Time (APOT) - 90th Percentile



	Apr-22	May-22	Jun-22	Jul-22	Aug-22	Sep-22
SHC	0:09:49	0:10:16	0:10:34	0:09:58	0:10:46	0:10:38
ECH	0:16:18	0:19:25	0:18:25	0:18:47	0:19:08	0:24:14
KSC	0:30:15	0:32:50	0:41:58	0:42:58	0:30:37	0:33:42
RMC	0:20:52	0:30:16	0:35:04	0:25:10	0:22:46	0:25:27
OCH	0:20:01	0:24:04	0:26:55	0:21:06	0:22:55	0:24:45
VMC	0:50:33	1:01:51	1:07:25	0:55:55	0:57:17	0:59:32
GSH	0:20:35	0:23:10	0:22:22	0:19:12	0:22:19	0:28:46
KSJ	0:20:39	0:22:04	0:23:05	0:23:22	0:19:49	0:20:22
SLH	0:10:46	0:11:38	0:11:11	0:12:51	0:10:52	0:12:12
LGH	0:09:10	0:11:08	0:09:49	0:20:17	0:17:54	0:15:10

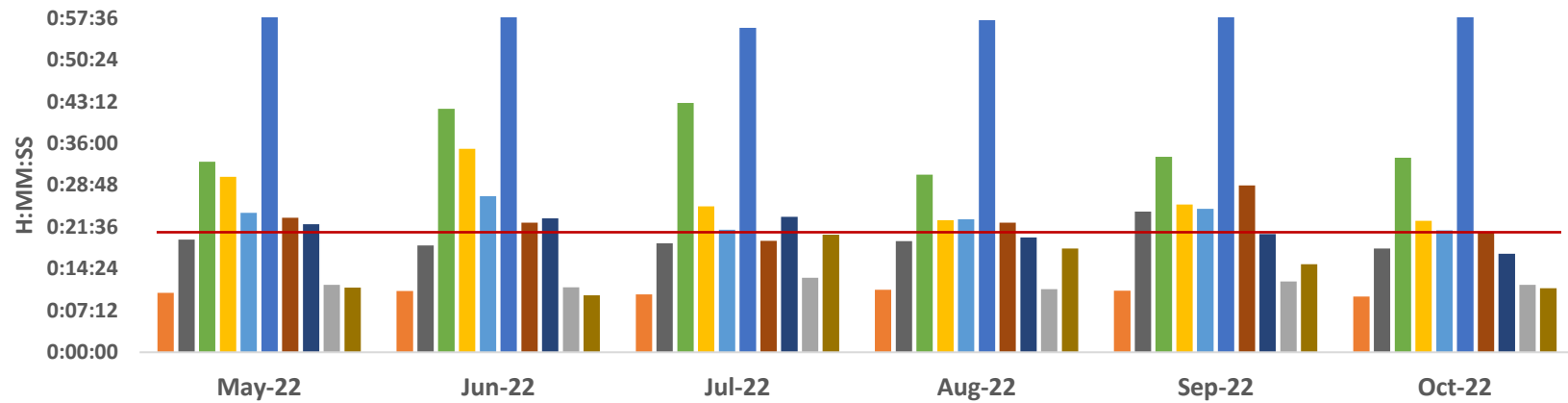
SHC ECH KSC RMC OCH VMC GSH KSJ SLH LGH

	SHC	ECH	KSC	RMC	OCH	VMC	GSH	KSJ	SLH	LGH
Apr-22	0:09:49	0:16:18	0:30:15	0:20:52	0:20:01	0:50:33	0:20:35	0:20:39	0:10:46	0:09:10
May-22	0:10:16	0:19:25	0:32:50	0:30:16	0:24:04	1:01:51	0:23:10	0:22:04	0:11:38	0:11:08
Jun-22	0:10:34	0:18:25	0:41:58	0:35:04	0:26:55	1:07:25	0:22:22	0:23:05	0:11:11	0:09:49
Jul-22	0:09:58	0:18:47	0:42:58	0:25:10	0:21:06	0:55:55	0:19:12	0:23:22	0:12:51	0:20:17
Aug-22	0:10:46	0:19:08	0:30:37	0:22:46	0:22:55	0:57:17	0:22:19	0:19:49	0:10:52	0:17:54
Sep-22	0:10:38	0:24:14	0:33:42	0:25:27	0:24:45	0:59:32	0:28:46	0:20:22	0:12:12	0:15:10

APOT 2 - Sept 2022

	≤ 20 minutes	21-60 minutes	61-120 minutes	121-180 minutes	>180 minutes	Total Patients
SHC	648 99.8%	1 0.2%	0 0.0%	0 0.0%	0 0.0%	649
ECH	758 86.3%	112 12.8%	8 0.9%	0 0.0%	0 0.0%	878
KSC	634 73.2%	221 25.5%	11 1.3%	0 0.0%	0 0.0%	866
RMC	1036 87.1%	132 11.1%	21 1.8%	1 0.1%	0 0.0%	1190
OCH	974 87.0%	132 11.8%	11 1.0%	2 0.2%	0 0.0%	1119
VMC	850 67.9%	284 22.7%	97 7.7%	18 1.4%	3 0.2%	1252
GSH	815 82.2%	163 16.4%	13 1.3%	1 0.1%	0 0.0%	992
KSJ	757 91.0%	75 9.0%	0 0.0%	0 0.0%	0 0.0%	832
SLH	424 99.3%	2 0.5%	0 0.0%	1 0.2%	0 0.0%	427
LGH	164 92.1%	13 7.3%	1 0.6%	0 0.0%	0 0.0%	178
TOTAL	7060 84.2%	1135 13.5%	162 1.9%	23 0.3%	3 0.0%	8383

Ambulance Patient Offload Time (APOT) - 90th Percentile



	May-22	Jun-22	Jul-22	Aug-22	Sep-22	Oct-22
SHC	0:10:16	0:10:34	0:09:58	0:10:46	0:10:38	0:09:35
ECH	0:19:25	0:18:25	0:18:47	0:19:08	0:24:14	0:17:53
KSC	0:32:50	0:41:58	0:42:58	0:30:37	0:33:42	0:33:32
RMC	0:30:16	0:35:04	0:25:10	0:22:46	0:25:27	0:22:39
OCH	0:24:04	0:26:55	0:21:06	0:22:55	0:24:45	0:21:02
VMC	1:01:51	1:07:25	0:55:55	0:57:17	0:59:32	1:00:50
GSH	0:23:10	0:22:22	0:19:12	0:22:19	0:28:46	0:20:44
KSJ	0:22:04	0:23:05	0:23:22	0:19:49	0:20:22	0:17:00
SLH	0:11:38	0:11:11	0:12:51	0:10:52	0:12:12	0:11:36
LGH	0:11:08	0:09:49	0:20:17	0:17:54	0:15:10	0:11:03

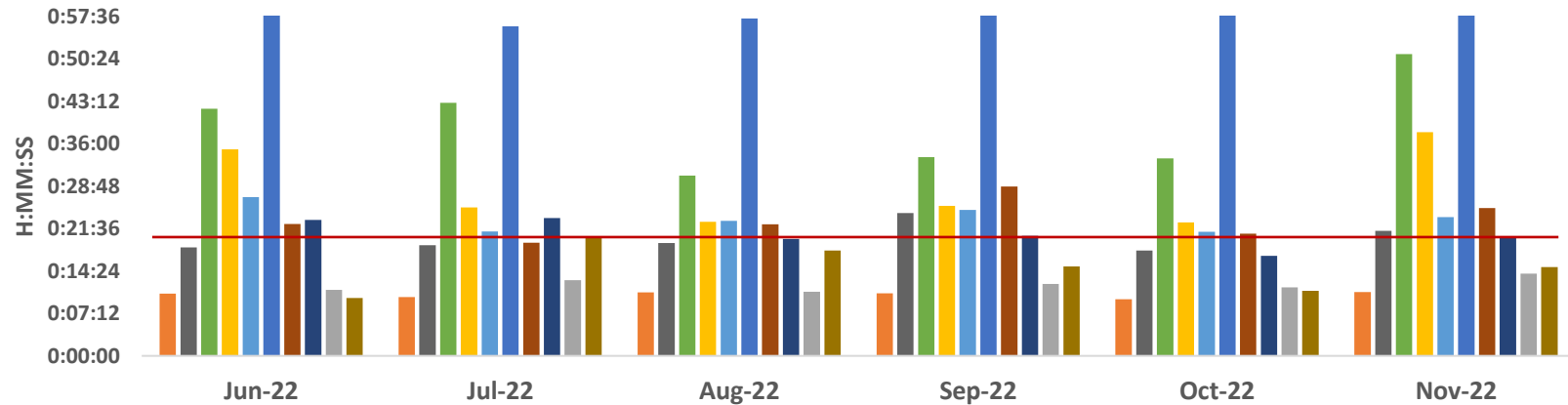
SHC ECH KSC RMC OCH VMC GSH KSJ SLH LGH

	SHC	ECH	KSC	RMC	OCH	VMC	GSH	KSJ	SLH	LGH
May-22	0:10:16	0:19:25	0:32:50	0:30:16	0:24:04	1:01:51	0:23:10	0:22:04	0:11:38	0:11:08
Jun-22	0:10:34	0:18:25	0:41:58	0:35:04	0:26:55	1:07:25	0:22:22	0:23:05	0:11:11	0:09:49
Jul-22	0:09:58	0:18:47	0:42:58	0:25:10	0:21:06	0:55:55	0:19:12	0:23:22	0:12:51	0:20:17
Aug-22	0:10:46	0:19:08	0:30:37	0:22:46	0:22:55	0:57:17	0:22:19	0:19:49	0:10:52	0:17:54
Sep-22	0:10:38	0:24:14	0:33:42	0:25:27	0:24:45	0:59:32	0:28:46	0:20:22	0:12:12	0:15:10
Oct-22	0:09:35	0:17:53	0:33:32	0:22:39	0:21:02	1:00:50	0:20:44	0:17:00	0:11:36	0:11:03

APOT 2 - Oct 2022

	≤ 20 minutes	21-60 minutes	61-120 minutes	121-180 minutes	>180 minutes	Total Patients
SHC	669 99.3%	5 0.7%	0 0.0%	0 0.0%	0 0.0%	674
ECH	834 94.0%	51 5.7%	1 0.1%	1 0.1%	0 0.0%	887
KSC	628 73.5%	217 25.4%	10 1.2%	0 0.0%	0 0.0%	855
RMC	1073 88.8%	124 10.3%	10 0.8%	1 0.1%	0 0.0%	1208
OCH	943 89.9%	100 9.5%	6 0.6%	0 0.0%	0 0.0%	1049
VMC	907 69.4%	270 20.7%	106 8.1%	24 1.8%	0 0.0%	1307
GSH	844 90.3%	90 9.6%	1 0.1%	0 0.0%	0 0.0%	935
KSJ	709 95.0%	37 5.0%	0 0.0%	0 0.0%	0 0.0%	746
SLH	389 99.2%	3 0.8%	0 0.0%	0 0.0%	0 0.0%	392
LGH	171 96.6%	5 2.8%	1 0.6%	0 0.0%	0 0.0%	177
TOTAL	7167 87.1%	902 11.0%	135 1.6%	26 0.3%	0 0.0%	8230

Ambulance Patient Offload Time (APOT) - 90th Percentile



	Jun-22	Jul-22	Aug-22	Sep-22	Oct-22	Nov-22
SHC	0:10:34	0:09:58	0:10:46	0:10:38	0:09:35	0:10:50
ECH	0:18:25	0:18:47	0:19:08	0:24:14	0:17:53	0:21:13
KSC	0:41:58	0:42:58	0:30:37	0:33:42	0:33:32	0:51:13
RMC	0:35:04	0:25:10	0:22:46	0:25:27	0:22:39	0:37:59
OCH	0:26:55	0:21:06	0:22:55	0:24:45	0:21:02	0:23:33
VMC	1:07:25	0:55:55	0:57:17	0:59:32	1:00:50	0:58:33
GSH	0:22:22	0:19:12	0:22:19	0:28:46	0:20:44	0:25:04
KSJ	0:23:05	0:23:22	0:19:49	0:20:22	0:17:00	0:20:10
SLH	0:11:11	0:12:51	0:10:52	0:12:12	0:11:36	0:13:58
LGH	0:09:49	0:20:17	0:17:54	0:15:10	0:11:03	0:15:03

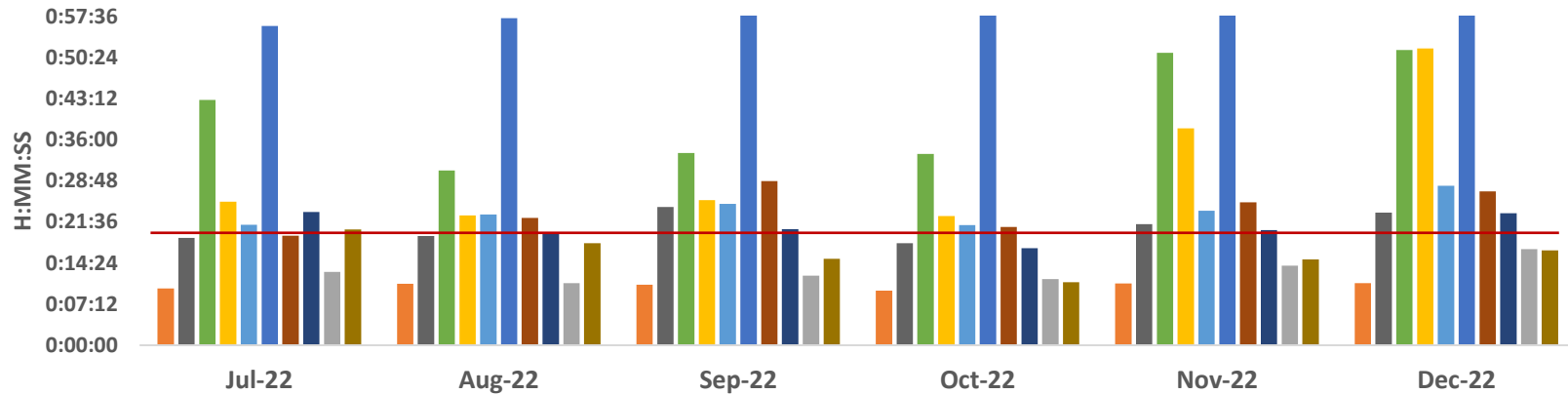
SHC ECH KSC RMC OCH VMC GSH KSJ SLH LGH

	SHC	ECH	KSC	RMC	OCH	VMC	GSH	KSJ	SLH	LGH
Jun-22	0:10:34	0:18:25	0:41:58	0:35:04	0:26:55	1:07:25	0:22:22	0:23:05	0:11:11	0:09:49
Jul-22	0:09:58	0:18:47	0:42:58	0:25:10	0:21:06	0:55:55	0:19:12	0:23:22	0:12:51	0:20:17
Aug-22	0:10:46	0:19:08	0:30:37	0:22:46	0:22:55	0:57:17	0:22:19	0:19:49	0:10:52	0:17:54
Sep-22	0:10:38	0:24:14	0:33:42	0:25:27	0:24:45	0:59:32	0:28:46	0:20:22	0:12:12	0:15:10
Oct-22	0:09:35	0:17:53	0:33:32	0:22:39	0:21:02	1:00:50	0:20:44	0:17:00	0:11:36	0:11:03
Nov-22	0:10:50	0:21:13	0:51:13	0:37:59	0:23:33	0:58:33	0:25:04	0:20:10	0:13:58	0:15:03

APOT 2 - Nov 2022

	≤ 20 minutes	21-60 minutes	61-120 minutes	121-180 minutes	>180 minutes	Total Patients
SHC	677 99.3%	4 0.6%	1 0.1%	0 0.0%	0 0.0%	682
ECH	767 89.5%	87 10.2%	3 0.4%	0 0.0%	0 0.0%	857
KSC	531 60.2%	295 33.4%	50 5.7%	5 0.6%	1 0.1%	882
RMC	1023 81.6%	171 13.6%	49 3.9%	9 0.7%	1 0.1%	1253
OCH	907 87.4%	125 12.0%	4 0.4%	2 0.2%	0 0.0%	1038
VMC	853 69.8%	253 20.7%	103 8.4%	11 0.9%	2 0.2%	1222
GSH	860 84.1%	145 14.2%	16 1.6%	1 0.1%	0 0.0%	1022
KSJ	778 91.2%	72 8.4%	3 0.4%	0 0.0%	0 0.0%	853
SLH	406 97.4%	10 2.4%	1 0.2%	0 0.0%	0 0.0%	417
LGH	175 91.6%	12 6.3%	3 1.6%	1 0.5%	0 0.0%	191
TOTAL	6977 82.9%	1174 13.9%	233 2.8%	29 0.3%	4 0.0%	8417

Ambulance Patient Offload Time (APOT) - 90th Percentile



	Jul-22	Aug-22	Sep-22	Oct-22	Nov-22	Dec-22
SHC	0:09:58	0:10:46	0:10:38	0:09:35	0:10:50	0:10:52
ECH	0:18:47	0:19:08	0:24:14	0:17:53	0:21:13	0:23:13
KSC	0:42:58	0:30:37	0:33:42	0:33:32	0:51:13	0:51:44
RMC	0:25:10	0:22:46	0:25:27	0:22:39	0:37:59	0:52:00
OCH	0:21:06	0:22:55	0:24:45	0:21:02	0:23:33	0:27:56
VMC	0:55:55	0:57:17	0:59:32	1:00:50	0:58:33	1:06:17
GSH	0:19:12	0:22:19	0:28:46	0:20:44	0:25:04	0:26:58
KSJ	0:23:22	0:19:49	0:20:22	0:17:00	0:20:10	0:23:09
SLH	0:12:51	0:10:52	0:12:12	0:11:36	0:13:58	0:16:50
LGH	0:20:17	0:17:54	0:15:10	0:11:03	0:15:03	0:16:38

SHC ECH KSC RMC OCH VMC GSH KSJ SLH LGH

	SHC	ECH	KSC	RMC	OCH	VMC	GSH	KSJ	SLH	LGH
Jul-22	0:09:58	0:18:47	0:42:58	0:25:10	0:21:06	0:55:55	0:19:12	0:23:22	0:12:51	0:20:17
Aug-22	0:10:46	0:19:08	0:30:37	0:22:46	0:22:55	0:57:17	0:22:19	0:19:49	0:10:52	0:17:54
Sep-22	0:10:38	0:24:14	0:33:42	0:25:27	0:24:45	0:59:32	0:28:46	0:20:22	0:12:12	0:15:10
Oct-22	0:09:35	0:17:53	0:33:32	0:22:39	0:21:02	1:00:50	0:20:44	0:17:00	0:11:36	0:11:03
Nov-22	0:10:50	0:21:13	0:51:13	0:37:59	0:23:33	0:58:33	0:25:04	0:20:10	0:13:58	0:15:03
Dec-22	0:10:52	0:23:13	0:51:44	0:52:00	0:27:56	1:06:17	0:26:58	0:23:09	0:16:50	0:16:38

APOT 2 - Dec 2022

	≤ 20 minutes	21-60 minutes	61-120 minutes	121-180 minutes	>180 minutes	Total Patients
SHC	720 99.0%	7 1.0%	0 0.0%	0 0.0%	0 0.0%	727
ECH	826 86.5%	119 12.5%	9 0.9%	1 0.1%	0 0.0%	955
KSC	538 57.3%	340 36.2%	60 6.4%	1 0.1%	0 0.0%	939
RMC	959 76.0%	194 15.4%	82 6.5%	16 1.3%	11 0.9%	1262
OCH	983 82.3%	187 15.7%	24 2.0%	0 0.0%	0 0.0%	1194
VMC	841 67.6%	265 21.3%	118 9.5%	16 1.3%	4 0.3%	1244
GSH	895 82.5%	169 15.6%	20 1.8%	1 0.1%	0 0.0%	1085
KSJ	727 86.3%	111 13.2%	4 0.5%	0 0.0%	0 0.0%	842
SLH	391 94.2%	18 4.3%	4 1.0%	2 0.5%	0 0.0%	415
LGH	178 93.7%	10 5.3%	2 1.1%	0 0.0%	0 0.0%	190
TOTAL	7058 79.7%	1420 16.0%	323 3.6%	37 0.4%	15 0.2%	8853